

**City of Casper, Wyoming**  
**All Funds Budget Comparison**  
For Fiscal Year 2023 as of October 31, 2022  
33.33 % OF THE FISCAL YEAR HAS ELAPSED

Fund	REVENUES		EXPENDITURES		Anticipated Year-End Net Income (Shortfall)
	Revised Budget	Year To Date	Revised Budget	Year To Date	
General Fund	\$ 51,941,377	\$ 13,225,699	\$ 58,211,171	\$ 22,813,865	\$ (6,269,794)
Opportunities Fund	99,132	25,724	1,189,512	1,403	(1,090,380)
Perpetual Care Fund	340,669	111,555	330,736	99,233	9,933
Debt Service Fund	5,065,260	4,980,124	489,618	104	4,575,642
Metro Animal Fund	1,476,303	263,277	1,647,955	389,334	(171,652)
River Fund	7,314,053	460,726	7,278,550	8,940	35,503
CARES Act Funding	-	-	74,250	71,750	(74,250)
Weed & Pest Fund	802,897	30,454	725,615	115,089	77,282
Special Fire Assistance Fund	461,072	8,558	461,073	10,198	(1)
Revolving Land Fund	1,730,849	2,510	690,295	8,955	1,040,554
Police Grants Fund	222,509	117,796	222,509	74,447	-
Public Transit Fund	4,285,879	498,515	4,403,441	821,512	(117,562)
Metropolitan Planning	1,549,960	129,673	1,561,668	252,483	(11,708)
Public Safety Communications	2,933,431	1,103,533	3,098,591	1,007,869	(165,160)
Redevelopment Loan Fund	63,157	59,892	63,157	59,892	-
Capital Projects Fund	25,321,490	3,588,419	43,708,188	4,451,761	(18,386,698)
Water Distribution Fund	15,285,221	7,765,693	21,379,222	6,416,009	(6,094,001)
Water Treatment Plant Ops Fund	3,830,789	1,629,896	3,830,789	1,636,860	-
Sewer Fund	6,942,876	2,245,609	10,128,845	2,243,412	(3,185,969)
Wastewater Treatment Plant	14,673,016	2,245,934	17,379,204	3,094,096	(2,706,188)
Refuse Collection Fund	10,056,082	2,825,627	11,060,767	2,921,916	(1,004,685)
Balefill Fund	8,760,010	2,421,271	17,162,184	3,461,977	(8,402,174)
Aquatics Fund	1,224,376	489,834	1,224,376	443,367	-
Golf Course Fund	958,000	558,969	1,072,314	374,801	(114,314)
Ice Arena Fund	595,453	203,316	595,453	185,893	-
Recreation Center Fund	1,217,324	425,552	1,217,324	425,084	-
Hogadon Fund	1,015,949	231,155	1,030,949	242,155	(15,000)
Ford Wyoming Center Fund	1,069,384	329,616	1,134,354	390,953	(64,970)
Parking Fund	16,977	4,312	50,587	13,492	(33,610)
Fleet Maintenance Fund	3,417,927	1,337,739	3,417,927	1,189,236	-
Buildings and Structures Fund	1,541,399	508,346	1,555,914	479,638	(14,515)
Health Insurance Fund	25,576	11,877	417,324	77,620	(391,748)
Property Insurance Fund	2,612,012	816,419	2,366,989	1,823,606	245,023
<b>Total</b>	<b>\$ 176,850,409</b>	<b>\$ 48,657,617</b>	<b>\$ 219,180,851</b>	<b>\$ 55,606,949</b>	<b>\$ (42,330,442)</b>

**City of Casper, Wyoming**  
**All Funds Statement of Revenues**  
For Fiscal Year 2023 as of October 31, 2022  
33.33 % OF THE FISCAL YEAR HAS ELAPSED

<b>Fund</b>	<b>Adopted Budget</b>	<b>Changes and Amendments</b>	<b>Revised Budget</b>	<b>Current Year To Date</b>	<b>Current Year % of Budget</b>
General Fund	\$ 51,926,377	\$ 15,000	\$ 51,941,377	\$ 13,225,699	25%
Opportunities Fund	99,132	-	99,132	25,724	26%
Perpetual Care Fund	340,669	-	340,669	111,555	33%
Debt Service Fund	108,788	4,956,472	5,065,260	4,980,124	98%
Metro Animal Fund	1,476,303	-	1,476,303	263,277	18%
River Fund	6,977,762	336,291	7,314,053	460,726	6%
CARES Act Funding	-	-	-	-	
Weed & Pest Fund	802,897	-	802,897	30,454	4%
Special Fire Assistance Fund	310,911	150,161	461,072	8,558	2%
Revolving Land Fund	1,730,849	-	1,730,849	2,510	0%
Police Grants Fund	222,509	-	222,509	117,796	53%
Public Transit Fund	3,258,798	1,027,081	4,285,879	498,515	12%
Metropolitan Planning	1,439,416	110,544	1,549,960	129,673	8%
Public Safety Communications	2,933,431	-	2,933,431	1,103,533	38%
Redevelopment Loan Fund	63,157	-	63,157	59,892	95%
Capital Projects Fund	23,229,487	2,092,003	25,321,490	3,588,419	14%
Water Distribution Fund	15,285,221	-	15,285,221	7,765,693	51%
Water Treatment Plant Ops Fund	3,830,789	-	3,830,789	1,629,896	43%
Sewer Fund	6,942,876	-	6,942,876	2,245,609	32%
Wastewater Treatment Plant	6,993,641	7,679,375	14,673,016	2,245,934	15%
Refuse Collection Fund	10,056,082	-	10,056,082	2,825,627	28%
Balefill Fund	8,349,686	410,324	8,760,010	2,421,271	28%
Aquatics Fund	1,224,376	-	1,224,376	489,834	40%
Golf Course Fund	958,000	-	958,000	558,969	58%
Ice Arena Fund	595,453	-	595,453	203,316	34%
Recreation Center Fund	1,217,324	-	1,217,324	425,552	35%
Hogadon Fund	1,015,949	-	1,015,949	231,155	23%
Ford Wyoming Center Fund	992,219	77,165	1,069,384	329,616	31%
Parking Fund	16,977	-	16,977	4,312	25%
Fleet Maintenance Fund	3,417,927	-	3,417,927	1,337,739	39%
Buildings and Structures Fund	1,541,399	-	1,541,399	508,346	33%
Health Insurance Fund	25,576	-	25,576	11,877	46%
Property Insurance Fund	2,612,012	-	2,612,012	816,419	31%
<b>Total</b>	<b>\$ 159,995,993</b>	<b>\$ 16,854,416</b>	<b>\$ 176,850,409</b>	<b>\$ 48,657,617</b>	<b>28%</b>

**City of Casper, Wyoming**  
**All Funds Statement of Expenditures**  
For Fiscal Year 2023 as of October 31, 2022  
33.33 % OF THE FISCAL YEAR HAS ELAPSED

<b>Fund</b>	<b>Adopted Budget</b>	<b>Carry-over Encumbrances and Amendments</b>	<b>Current Year Budget</b>	<b>Current Year To Date</b>	<b>Current Year % of Budget</b>
General Fund	\$ 51,926,377	\$ 6,284,794	\$ 58,211,171	\$ 22,813,865	39%
Opportunities Fund	1,189,512	-	1,189,512	1,403	0%
Perpetual Care Fund	330,736	-	330,736	99,233	30%
Debt Service Fund	124,912	364,706	489,618	104	0%
Metro Animal Fund	1,647,955	-	1,647,955	389,334	24%
River Fund	6,873,510	405,040	7,278,550	8,940	0%
CARES Act Funding	-	74,250	74,250	71,750	97%
Weed & Pest Fund	725,615	-	725,615	115,089	16%
Special Fire Assistance Fund	310,911	150,162	461,073	10,198	2%
Revolving Land Fund	690,150	145	690,295	8,955	1%
Police Grants Fund	222,509	-	222,509	74,447	33%
Public Transit Fund	3,258,798	1,144,643	4,403,441	821,512	19%
Metropolitan Planning	1,439,416	122,252	1,561,668	252,483	16%
Public Safety Communications	2,824,562	274,029	3,098,591	1,007,869	33%
Redevelopment Loan Fund	63,157	-	63,157	59,892	95%
Capital Projects Fund	26,625,600	17,082,588	43,708,188	4,451,761	10%
Water Distribution Fund	16,694,218	4,685,004	21,379,222	6,416,009	30%
Water Treatment Plant Ops Fund	3,830,789	-	3,830,789	1,636,860	43%
Sewer Fund	8,044,584	2,084,261	10,128,845	2,243,412	22%
Wastewater Treatment Plant	7,438,806	9,940,398	17,379,204	3,094,096	18%
Refuse Collection Fund	9,720,097	1,340,670	11,060,767	2,921,916	26%
Balefill Fund	8,161,755	9,000,429	17,162,184	3,461,977	20%
Aquatics Fund	1,224,376	-	1,224,376	443,367	36%
Golf Course Fund	1,070,907	1,407	1,072,314	374,801	35%
Ice Arena Fund	595,453	-	595,453	185,893	31%
Recreation Center Fund	1,217,324	-	1,217,324	425,084	35%
Hogadon Fund	1,015,949	15,000	1,030,949	242,155	23%
Ford Wyoming Center Fund	992,219	142,135	1,134,354	390,953	34%
Parking Fund	48,729	1,858	50,587	13,492	27%
Fleet Maintenance Fund	3,417,927	-	3,417,927	1,189,236	35%
Buildings and Structures Fund	1,541,399	14,515	1,555,914	479,638	31%
Health Insurance Fund	417,324	-	417,324	77,620	19%
Property Insurance Fund	2,244,711	122,278	2,366,989	1,823,606	77%
<b>Total</b>	<b>\$ 165,930,287</b>	<b>\$ 53,250,564</b>	<b>\$ 219,180,851</b>	<b>\$ 55,606,949</b>	<b>25%</b>

**City of Casper, Wyoming**  
**Summary of Cash, Investments, Other Monetary Assets and Working Capital**  
For Fiscal Year 2023 as of October 31, 2022  
**33.33 % OF THE FISCAL YEAR HAS ELAPSED**

	Cash and Investments			Working Capital			
	Cash	Investments	Market Adjustments	Total	Current Assets	Current Liabilities	Total
<b>General Fund</b>	\$ 3,539,754	\$ 21,724,907	\$ -	\$ 25,264,661	\$ 1,552,957	\$ (5,785,624)	\$ 21,031,994
<b>Capital Projects Funds</b>							
Opportunities Fund	133,600	6,617,538	-	6,751,138	-	-	6,751,138
Capital Projects Fund	515,137	46,118,813	-	46,633,950	54,591	(793,883)	45,894,659
<b>Trust &amp; Agency Funds</b>							
Perpetual Care Fund	670,360	28,973,781	-	29,644,141	-	-	29,644,141
Metro Animal Fund	251,610	541,037	-	792,647	65,868	(63,846)	794,670
River Fund	978,166	100,124	-	1,078,291	-	(227,924)	850,367
CARES Act Funding	37,848	12,242,707	-	12,280,556		(1,187,369)	11,093,186
Public Safety Communications	596,580			596,580	353,961	(165,631)	784,909
Health Insurance Fund	123,406	3,344,992	-	3,468,398		(64,454)	3,403,944
<b>Debt Service Funds</b>	217,289	5,540,399	-	5,757,687	(14,489)	(116,164)	5,627,034
<b>Special Revenue Funds</b>							
Weed & Pest Fund	194,834	784,422	-	979,256	-	(28,719)	950,537
Special Fire Assistance Fund	21,228			21,228	-	(1,640)	19,588
Revolving Land Fund	109,716	706,907	-	816,623		-	816,623
Police Grants Fund	49,058			49,058	19,642	(6,595)	62,105
Public Transit Fund	(1,604,962)			(1,604,962)	427,715	(96,904)	(1,274,151)
Metropolitan Planning	149,448			149,448	153,507	(123,253)	179,703
Redevelopment Loan Fund	100,937			100,937	4,027	(4,027)	100,937
<b>Utility Enterprise Funds</b>							
Water Distribution Fund	1,120,100	18,229,058	-	19,349,158	1,696,898	(485,316)	20,560,740
Water Treatment Plant Ops Fund	(181,988)			(181,988)	365,488	(223,944)	(40,444)
Sewer Fund	794,183	6,279,610	-	7,073,793	621,596	(510,241)	7,185,148
Wastewater Treatment Plant	640,591	12,025,937	-	12,666,528	814,345	(1,732,394)	11,748,479
Refuse Collection Fund	427,664	3,161,583	-	3,589,247	712,651	(275,837)	4,026,061
Balefill Fund	121,830	11,864,140	-	11,985,971	297,599	(352,380)	11,931,190
<b>Parks &amp; Recreation Enterprise Funds</b>							
Aquatics Fund	440			440		(45,580)	(45,140)
Golf Course Fund	715,369			715,369	35,575	(39,701)	711,243
Ice Arena Fund	650			650	18,733	(16,742)	2,641
Recreation Center Fund	500			500	2,324	(74,082)	(71,258)
Hogadon Fund	-			-	57,025	(33,787)	23,238
Ford Wyoming Center Fund	374,986			374,986	15,485	(427,585)	(37,114)
<b>Other Enterprise Funds - Parking</b>	3,341	145,082	-	148,423	1,004	-	149,426
<b>Internal Service Funds</b>							
Fleet Maintenance Fund	487,452			487,452	192,813	(291,598)	388,667
Buildings and Structures Fund	406,818			406,818	14,514	(50,155)	371,178
Property Insurance Fund	(704,496)			(704,496)	26,840	(55,664)	(733,321)
	<b>\$ 10,291,450</b>	<b>\$ 178,401,039</b>	<b>\$ -</b>	<b>\$ 188,692,489</b>	<b>\$ 7,490,669</b>	<b>\$ (13,281,038)</b>	<b>\$ 182,902,120</b>

# City of Casper, Wyoming

## Summary of Cash and Investments

### For Fiscal Year 2023 as of October, 31 2022

#### Bank Accounts

Petty Cash	\$	14,037
Petty Cash		2,030
Concentration		6,644,031
Expense Checking		(91,005)
Customer Refund		1,392
Court Bonds		202,937
CEC Show Account		277,585
Police Evidence Account		83,537
Firehouse Redevelopment		-
Outgoing EFT		50,000

<b>Total Cash</b>	<b>\$</b>	<b>7,184,542</b>
-------------------	-----------	------------------

#### Investments

General Fund	\$	21,724,907
Opportunities Fund		6,617,538
Perpetual Care Fund		28,973,781
Debt Service Fund		5,540,399
Metro Animal Fund		541,037
River Fund		100,124
CARES Act Funding		12,242,707
Weed & Pest Fund		784,422
Revolving Land Fund		706,907
Capital Projects Fund		46,118,813
Water Distribution Fund		18,229,058
Sewer Fund		6,279,610
Wastewater Treatment Plant		12,025,937
Refuse Collection Fund		3,161,583
Balefill Fund		11,864,140
Parking Fund		145,082
Health Insurance Fund		3,344,992

<b>Total Investments</b>	<b>\$</b>	<b>178,401,039</b>
--------------------------	-----------	--------------------

#### Other Assets

General Fund		
Notes/Loans Receivable	\$	693,500
Opportunities Fund		
Notes/Loans Receivable		294,892
Perpetual Care Fund		
Notes/Loans Receivable		898,735
Debt Service Fund		
Notes/Loans Receivable		-
Penalty Receivable		5,406
Principal Receivable		111,429
Redevelopment Loan Fund		
Notes/Loans Receivable		164,000
Capital Projects Fund		
Notes/Loans Receivable		93,079

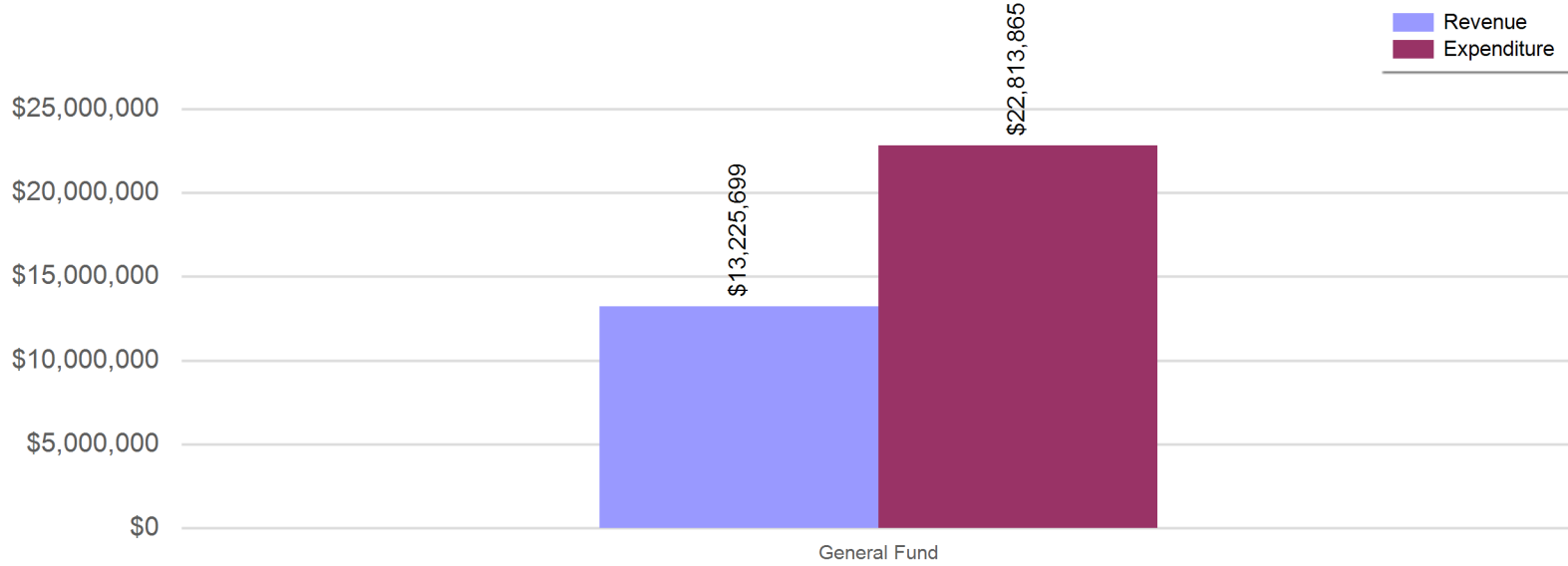
<b>Total Other Assets</b>	<b>\$</b>	<b>2,261,041</b>
---------------------------	-----------	------------------

**City of Casper, Wyoming**  
**General Fund Balance Sheet**  
For Fiscal Year 2023 as of October 31, 2022  
**33.33 % OF THE FISCAL YEAR HAS ELAPSED**

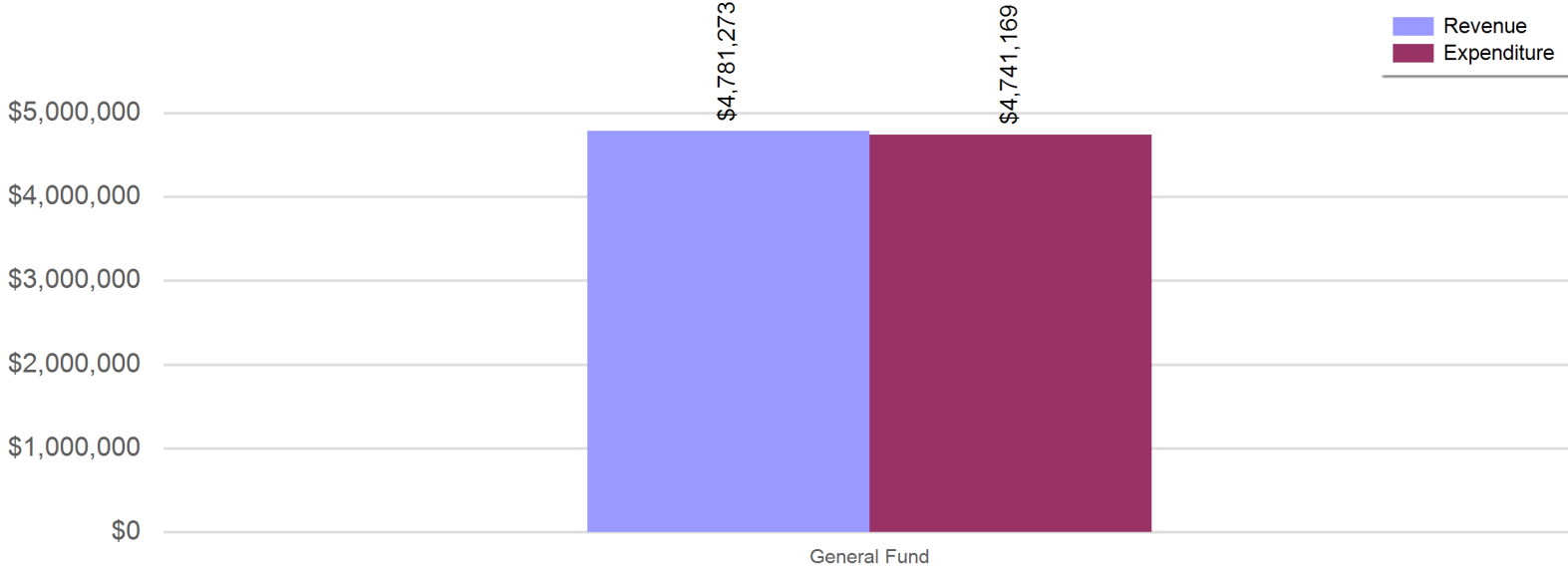
	<u>General Fund</u>
<b>ASSETS</b>	
Current Assets	
Cash	\$ 3,539,754
Investments	21,724,907
Market Adjustments	-
Inventory	86,444
Grants Receivable	-
Loans Receivable	693,500
Accounts Receivable	1,442,519
Prepaid Expenses	23,994
Total Current Assets	<u>27,511,117</u>
Total Assets	<u>\$ 27,511,117</u>
<b>LIABILITIES</b>	
Current Liabilities	
Accounts Payable	\$ 1,399,211
Accrued Wages and Benefits Payable	1,083,951
Deferred Revenue	99,988
Held in Trust - Surety Bonds	3,202,474
Total Current Liabilities	<u>5,785,624</u>
Non-Current Liabilities	
Funds Held in Trust	9,311
Total Non-Current Liabilities	<u>9,311</u>
Total Liabilities	<u>\$ 5,794,935</u>
<b>NET POSITION</b>	
Unrestricted	\$ 21,716,182
Total Net Position	<u>\$ 21,716,182</u>

**City of Casper, Wyoming**  
**General Fund Revenue Expenditure Comparison**  
For Fiscal Year 2023 as of October 31, 2022  
33.33 % OF THE FISCAL YEAR HAS ELAPSED

**General Fund YTD Revenue and Expenditure Comparison**



**General Fund MTD Revenue and Expenditure Comparison**



**City of Casper, Wyoming**  
**General Fund Statement of Expenditures**  
For Fiscal Year 2023 as of October 31, 2022  
**33.33 % OF THE FISCAL YEAR HAS ELAPSED**

Organization	Revised Budget	Current Year To Date	Current Year % of Budget
General Fund Revenue	\$ 75,960	\$ 11,898	16%
General Fund Transfers Out	10,493,619	6,680,368	64%
City Council	300,603	92,978	31%
City Manager	981,506	311,224	32%
City Clerk	460,149	156,166	34%
Social Community Services	1,341,981	521,809	39%
Municipal Court	762,304	263,679	35%
City Attorney	734,721	249,434	34%
Human Resources	819,106	294,733	36%
City Hall	425,472	138,664	33%
Marathon Building	19,110	4,047	21%
Miller St. Dormitory	43,883	14,108	32%
City Center Building	77,917	23,867	31%
Ash Street Building	29,522	5,737	19%
Casper Business Center	79,672	42,117	53%
Information Services	1,987,722	717,214	36%
Finance	853,855	307,701	36%
Customer Service	846,512	290,491	34%
Engineering	890,375	326,291	37%
Streets	3,449,733	884,367	26%
Traffic Control	795,084	180,139	23%
Community Development	1,484,391	465,396	31%
Planning	-	241	
Police Administration	16,216,977	5,487,738	34%
Police Career Services	430,000	120,539	28%
Police Investigations	42,000	9,034	22%
Fire-EMS Administration	10,141,939	3,562,733	35%
Fire-EMS Operations	737,486	286,148	39%
Fire-EMS Training	132,750	55,791	42%
Fire-EMS Prevent & Inspect	50,903	6,356	12%
Parks - Athletic Maint.	474,962	139,336	29%
Parks - Parks Maint.	1,869,107	718,781	38%
Parks - Urban Forestry	21,234	5,952	28%
Parks - Special Areas	139,700	76,929	55%
Cemetery	501,192	190,975	38%
Ft. Caspar Museum	499,724	170,884	34%
<b>Total</b>	<b>\$ 58,211,171</b>	<b>\$ 22,813,865</b>	<b>39%</b>



**City of Casper, Wyoming**  
**General Fund Statement of Revenues and Expenditures**  
For Fiscal Year 2023 as of October 31, 2022  
**33.33 % OF THE FISCAL YEAR HAS ELAPSED**

	Revised Budget	Current Year To Date	Current Year % of Budget
<b>Revenues:</b>			
General Property Tax	\$ 5,368,052	\$ 193,518	3.60%
Licences and Permits	5,845,236	1,020,753	17.46%
Automobile Tax	1,547,309	1,362,273	88.04%
Cigarette Tax	229,339	57,873	25.23%
Direct Distribution	4,658,159	2,329,079	50.00%
Federal Grants	5,000	-	0.00%
Gaming Revenue	1,000,000	659,987	66.00%
Gasoline Tax	1,281,528	346,646	27.05%
Intergovernmental User Charges	34,057	1,000	2.94%
Mineral Royalites Tax	2,073,642	529,942	25.56%
Municipal Share of State Sales	20,402,721	4,026,378	19.73%
Severance Tax	2,067,465	527,759	25.53%
Special Fuels Tax	583,234	175,412	30.08%
Goods and Svcs Rev	4,443,110	1,159,295	26.09%
Fines and Forfeits	1,285,000	406,115	31.60%
Misc Revenue	1,099,715	423,731	38.53%
Loan Receipts	16,576	5,525	33.33%
Transfers In	1,234	411	33.33%
<b>Total Revenues</b>	<b>\$ 51,941,377</b>	<b>\$ 13,225,699</b>	<b>25.46%</b>
	Revised Budget	Current Year To Date	Current Year % of Budget
<b>Expenditures:</b>			
Personnel Services	\$ 33,924,367	\$ 11,885,013	35.03%
Materials & Supplies	3,967,167	1,043,566	26.31%
Contractual Services	5,222,153	1,504,169	28.80%
Capital Outlay	46,714	5,468	11.71%
Transfers Out	10,493,619	6,667,990	63.54%
Other Costs	3,521,118	1,247,948	35.44%
Utility Expense	1,036,033	459,710	44.37%
<b>Total Expenditures</b>	<b>\$ 58,211,171</b>	<b>\$ 22,813,865</b>	<b>39.19%</b>
<b>Net Revenue (Shortfall)</b>	<b>\$ (6,269,794)</b>	<b>\$ (9,588,166)</b>	<b>-13.73%</b>

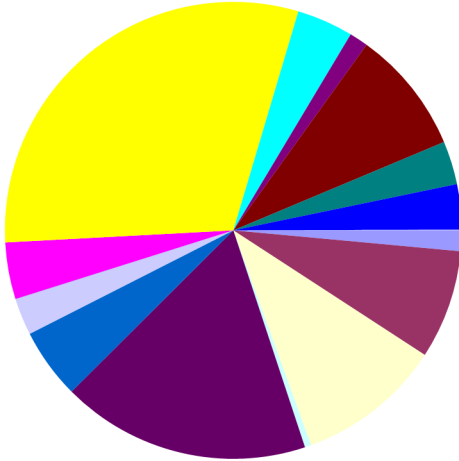
**City of Casper, Wyoming**  
**General Fund Summary of Cash and Investments**  
For Fiscal Year 2023 as of October 31, 2022  
33.33 % OF THE FISCAL YEAR HAS ELAPSED

Cash	\$	3,539,754
Investments		21,724,907
	\$	<u>25,264,661</u>

**City of Casper, Wyoming**  
**General Fund Summary of Revenues and Expenditures**  
For Fiscal Year 2023 as of October 31, 2022  
33.33 % OF THE FISCAL YEAR HAS ELAPSED

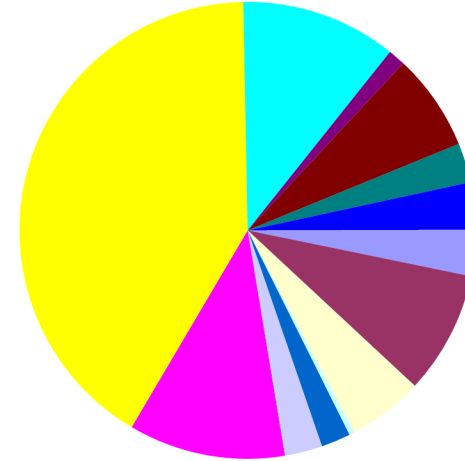
Year To Date Revenues  
\$13,225,699

General Property Tax  
-\$193,518  
Licences and Permits-\$1,020,753  
Automobile Tax  
-\$1,382,273  
Cigarette Tax  
-\$57,873  
Direct Distribution  
-\$2,329,079  
Federal Grants  
-\$0  
Gaming Revenue  
-\$659,987  
Gasoline Tax  
-\$346,646  
Intergovernmental User Charges-\$1,000  
Mineral Royalties Tax  
-\$529,942  
Municipal Share of State  
Sales-\$4,026,378  
Severance Tax  
-\$527,759  
Special Fuels Tax  
-\$175,412  
Goods and Svcs Rev-\$1,159,295  
Fines and Forfeits-\$406,115  
Misc Revenue-\$423,731  
Loan Receipts  
-\$5,525  
Transfers In  
-\$411



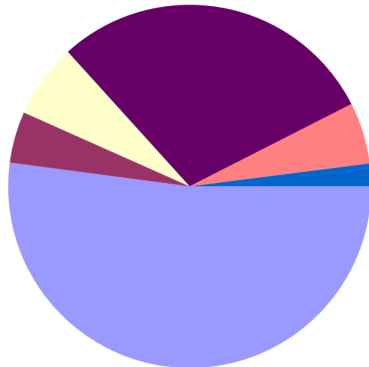
Month To Date Revenues  
\$4,781,273

General Property Tax  
-\$153,991  
Licences and Permits-\$415,607  
Automobile Tax  
-\$254,346  
Cigarette Tax  
-\$19,323  
Direct Distribution  
-\$0  
Federal Grants  
-\$0  
Gaming Revenue  
-\$99,410  
Gasoline Tax  
-\$127,469  
Intergovernmental User Charges-\$1,000  
Mineral Royalties Tax  
-\$529,942  
Municipal Share of State  
Sales-\$1,970,108  
Severance Tax  
-\$527,759  
Special Fuels Tax  
-\$58,226  
Goods and Svcs Rev-\$328,617  
Fines and Forfeits-\$133,444  
Misc Revenue-\$160,545  
Loan Receipts  
-\$1,381  
Transfers In  
-\$103



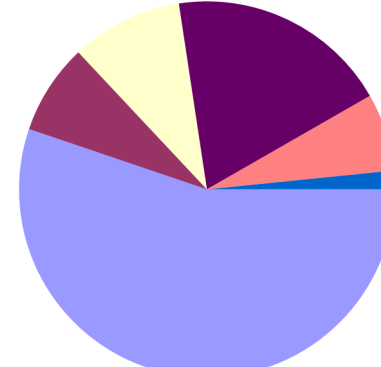
Year To Date Expenditures  
\$22,813,865

Personnel Services-\$11,885,013  
Materials & Supplies-\$1,043,566  
Contractual Services-\$1,504,169  
Capital Outlay-\$5,468  
Transfers Out-\$6,667,990  
Other Costs-\$1,247,948  
Utility Expense-\$459,710



Month To Date Expenditures  
\$4,741,169

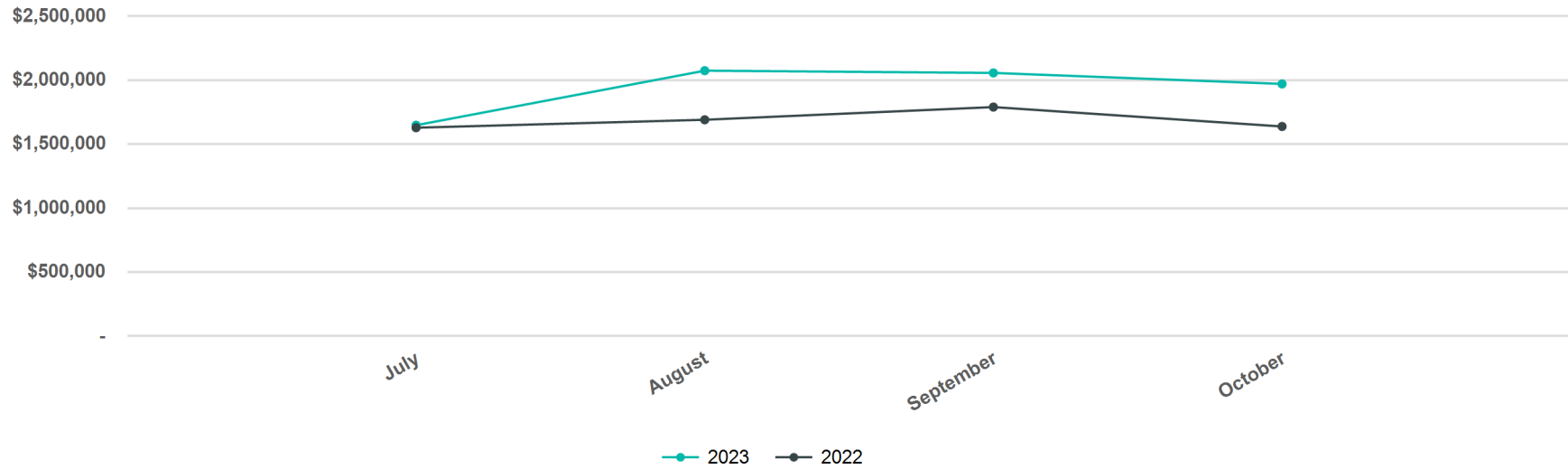
Personnel Services-\$2,617,184  
Materials & Supplies-\$370,140  
Contractual Services-\$455,167  
Capital Outlay-\$0  
Transfers Out-\$905,750  
Other Costs-\$316,983  
Utility Expense-\$75,945



**City of Casper, Wyoming**  
**Sales Tax Comparison**  
**(Budget Basis - For Management Use Only)**  
For Fiscal Year 2023 as of October 31, 2022  
**33.33 % OF THE FISCAL YEAR HAS ELAPSED**

Month	FY 2023			FY 2022			FY 2023 Current Month % Increase Over 2022	FY 2023 To Date % Increase Over 2022
	Budget	Actuals	Actual Year to Date	Budget	Actuals	Actual Year to Date		
July	\$ 1,700,227	\$ 1,647,473	\$ 1,647,473	\$ 1,603,904	\$ 1,628,013	\$ 1,628,013	1.20%	1.20%
August	1,700,227	2,073,763	3,721,236	1,603,904	1,690,206	3,318,219	22.69%	12.15%
September	1,700,227	2,056,269	5,777,506	1,603,904	1,789,476	5,107,695	14.91%	13.11%
October	1,700,227	1,970,108	7,747,614	1,603,904	1,637,802	6,745,498	20.29%	14.86%
	\$ 6,800,907	\$ 7,747,614		\$ 6,415,616	\$ 6,745,498			
\$946,707 or 13.92 % Above YTD Projections for FY 2023 through period 4								

Comparison of Municipal Share of State Sales By Month

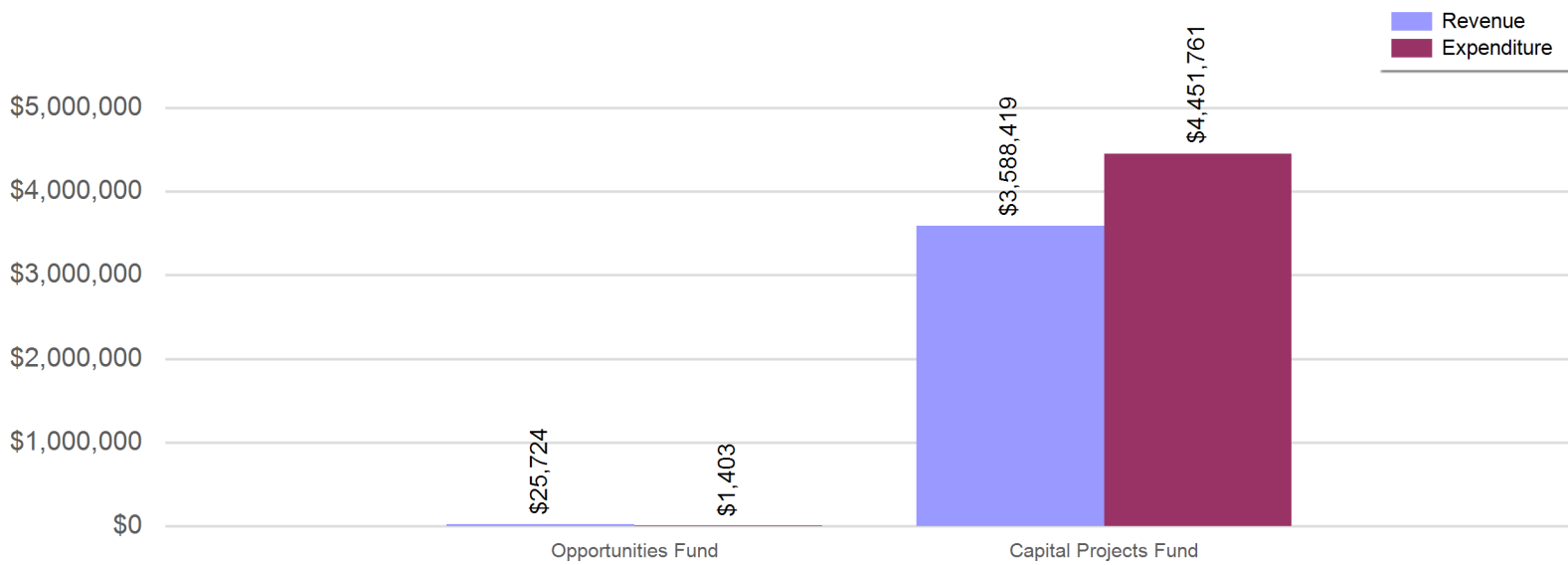


**City of Casper, Wyoming**  
**Capital Project Funds Consolidated Balance Sheet**  
For Fiscal Year 2023 as of October 31, 2022  
**33.33 % OF THE FISCAL YEAR HAS ELAPSED**

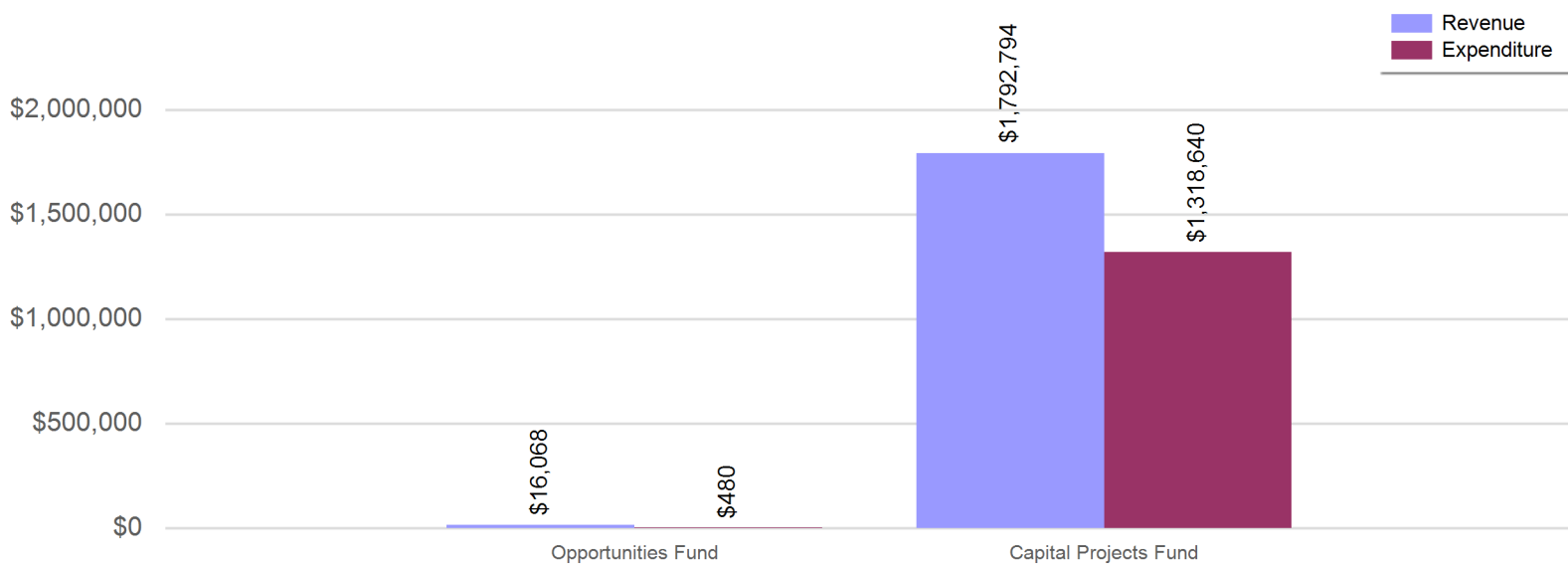
	Opportunities Fund	Capital Projects Fund
<b>ASSETS</b>		
Current Assets		
Cash	\$ 133,600	\$ 515,137
Investments	6,617,538	46,118,813
Market Adjustments	-	-
Grants Receivable		16,899
Loans Receivable	294,892	93,079
Accounts Receivable	-	-
Prepaid Expenses		37,692
Total Current Assets	<u>7,046,030</u>	<u>46,781,621</u>
Total Assets	<u>\$ 7,046,030</u>	<u>\$ 46,781,621</u>
<b>LIABILITIES</b>		
Current Liabilities		
Accounts Payable	\$ -	\$ 757,631
Deferred Revenue		36,251
Total Current Liabilities	<u>-</u>	<u>793,883</u>
Total Liabilities	<u>\$ -</u>	<u>\$ 793,883</u>
<b>NET POSITION</b>		
Unrestricted	\$ 7,046,030	\$ 45,987,738
Total Net Position	<u>\$ 7,046,030</u>	<u>\$ 45,987,738</u>

**City of Casper, Wyoming**  
**Capital Project Funds Revenue and Expenditure Comparison**  
For Fiscal Year 2023 as of October 31, 2022  
33.33 % OF THE FISCAL YEAR HAS ELAPSED

**Capital Projects Funds YTD Revenue and Expenditure Comparison**



**Capital Projects Funds MTD Revenue and Expenditure Comparison**



**City of Casper, Wyoming**  
**Opportunities Fund Statement of Revenues and Expenditures**

For Fiscal Year 2023 as of October 31, 2022  
33.33 % OF THE FISCAL YEAR HAS ELAPSED

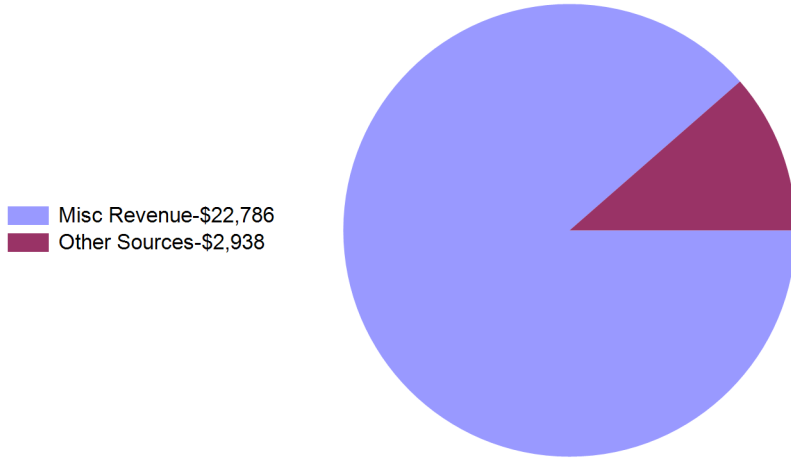
	Revised Budget	Current Year To Date	Current Year % of Budget
<b>Revenues:</b>			
Misc Revenue	\$ 63,269	\$ 22,786	36.01%
Other Sources	35,863	2,938	8.19%
<b>Total Revenues</b>	<b>\$ 99,132</b>	<b>\$ 25,724</b>	<b>25.95%</b>
<b>Expenditures:</b>			
Contractual Services	\$ 4,512	\$ 1,403	31.10%
Transfers Out	1,185,000	-	0.00%
<b>Total Expenditures</b>	<b>\$ 1,189,512</b>	<b>\$ 1,403</b>	<b>0.12%</b>
<b>Net Revenue (Shortfall)</b>	<b>\$ (1,090,380)</b>	<b>\$ 24,321</b>	<b>25.83%</b>

**Opportunities Fund Summary of Cash and Investments**

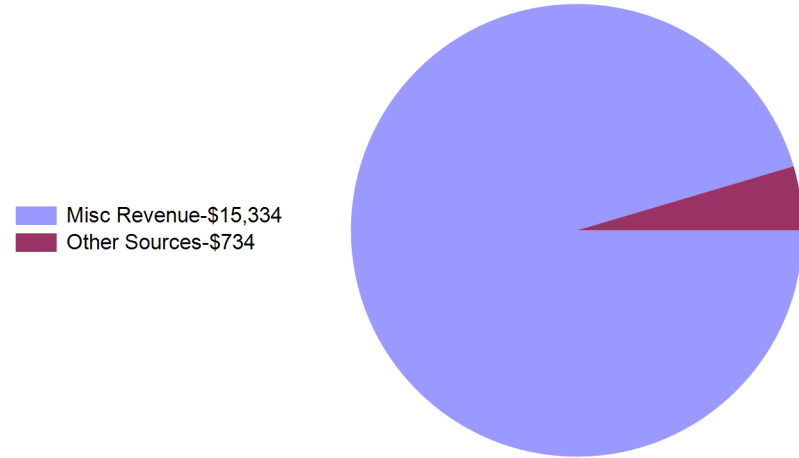
Cash	\$ 133,600
Investments	6,617,538
	<u><b>\$ 6,751,138</b></u>

**City of Casper, Wyoming**  
**Opportunities Fund Summary of Revenues and Expenditures**  
For Fiscal Year 2023 as of October 31, 2022  
33.33 % OF THE FISCAL YEAR HAS ELAPSED

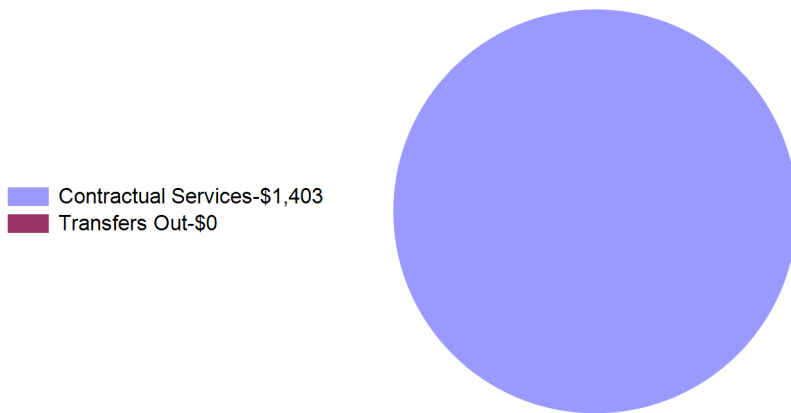
Year To Date Revenues  
\$25,724



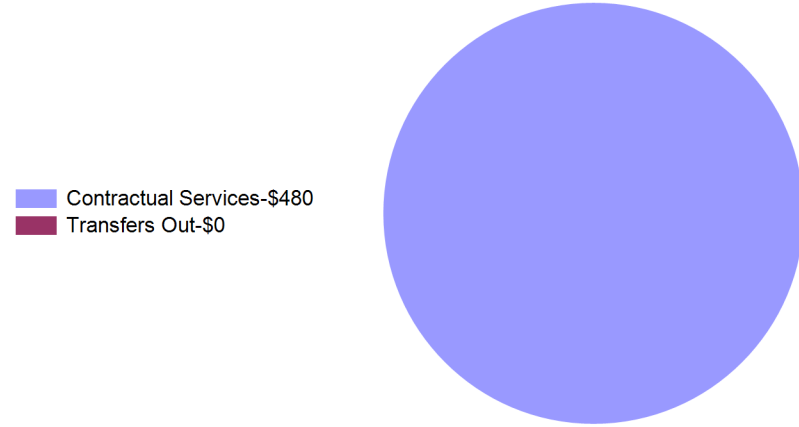
Month To Date Revenues  
\$16,068



Year To Date Expenditures  
\$1,403



Month To Date Expenditures  
\$480





**City of Casper, Wyoming**  
**Capital Projects Fund Statement of Revenues and Expenditures**  
For Fiscal Year 2023 as of October 31, 2022  
33.33 % OF THE FISCAL YEAR HAS ELAPSED

	Revised Budget	Current Year To Date	Current Year % of Budget
<b>Revenues:</b>			
Local Taxes	\$ 16,876,343	\$ 3,380,598	20.03%
Intergovernmental	5,027,500	23,674	0.47%
Misc Revenue	1,307,462	184,147	14.08%
Other Sources	2,110,185	-	0.00%
<b>Total Revenues</b>	<b>\$ 25,321,490</b>	<b>\$ 3,588,419</b>	<b>14.17%</b>
	Revised Budget	Current Year To Date	Current Year % of Budget
<b>Expenditures:</b>			
Materials & Supplies	\$ 82,674	\$ 7,674	9.28%
Contractual Services	1,852,474	217,296	11.73%
Capital Outlay	35,969,135	3,602,034	10.01%
Transfers Out	5,793,247	625,121	10.79%
Other Costs	10,658	(364)	-3.42%
<b>Total Expenditures</b>	<b>\$ 43,708,188</b>	<b>\$ 4,451,761</b>	<b>10.19%</b>
<b>Net Revenue (Shortfall)</b>	<b>\$ (18,386,698)</b>	<b>\$ (863,342)</b>	<b>3.99%</b>

**Capital Projects Fund Summary of Cash and Investments**

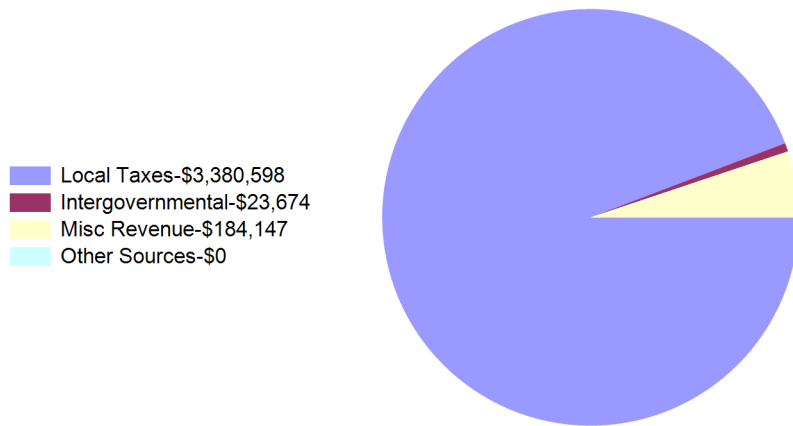
Cash	\$ 515,137
Investments	46,118,813
	<u><b>\$ 46,633,950</b></u>

# City of Casper, Wyoming

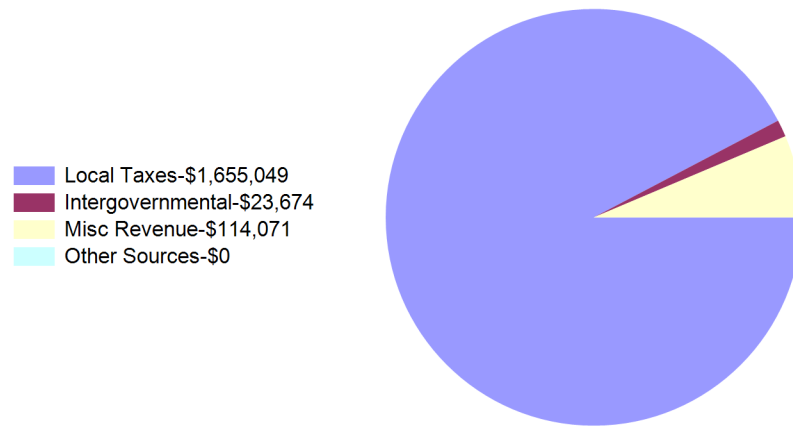
## Capital Project Fund Summary of Revenues and Expenditures

For Fiscal Year 2023 as of October 31, 2022  
33.33 % OF THE FISCAL YEAR HAS ELAPSED


Year To Date Revenues  
\$3,588,419




Month To Date Revenues  
\$1,792,794



Year To Date Expenditures  
\$4,451,761



Month To Date Expenditures  
\$1,318,640

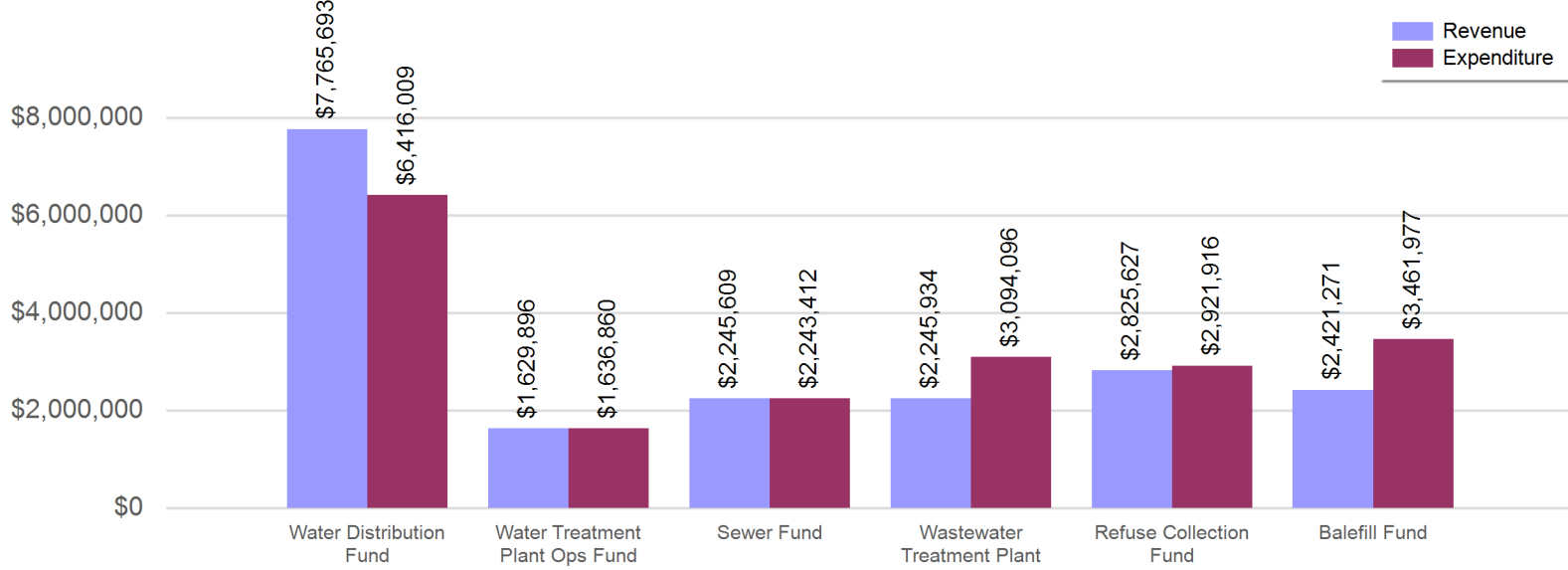


**City of Casper, Wyoming**  
**Utility Enterprise Funds Consolidated Balance Sheet**  
**For Fiscal Year 2023 as of October 31, 2022**  
**33.33 % OF THE FISCAL YEAR HAS ELAPSED**

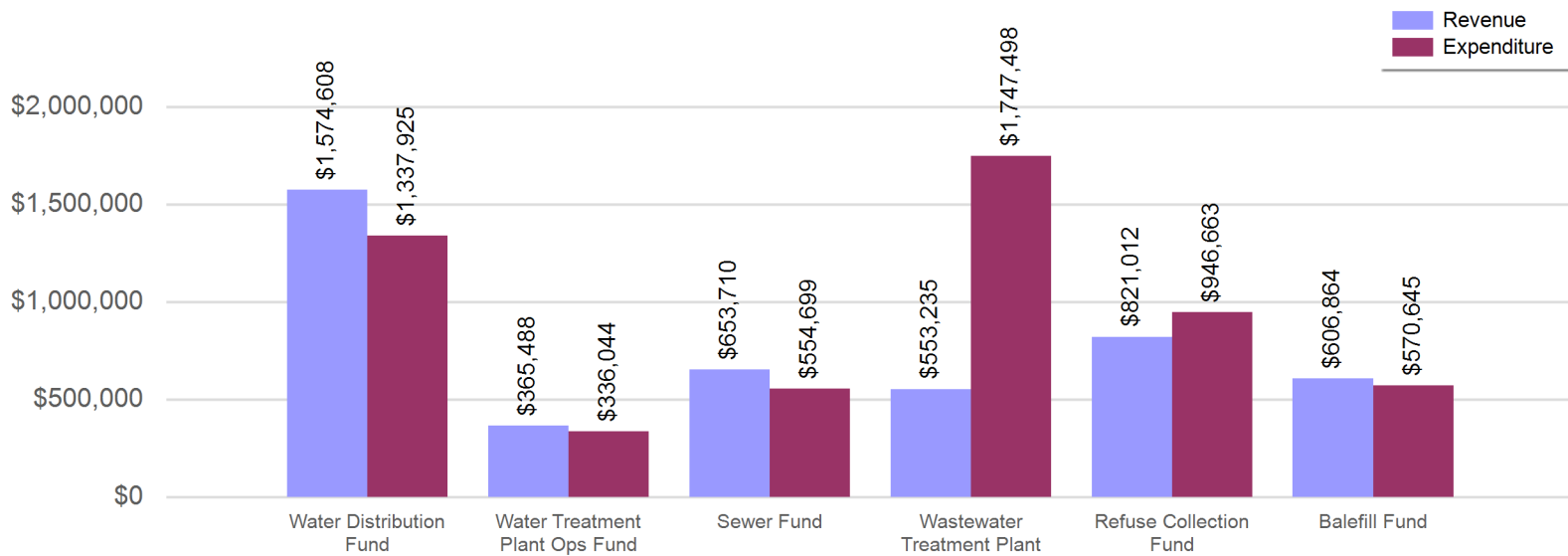
	Water Distribution Fund	Water Treatment Plant Ops Fund	Sewer Fund	Wastewater Treatment Plant	Refuse Collection Fund	Balefill Fund
<b>ASSETS</b>						
Current Assets						
Cash	\$ 1,120,100	\$ (181,988)	\$ 794,183	\$ 640,591	\$ 427,664	\$ 121,830
Investments	18,229,058		6,279,610	12,025,937	3,161,583	11,864,140
Market Adjustments	-		-	-	-	-
Inventory	507,133			86,219		33,506
Grants Receivable				211,393		-
Accounts Receivable	1,133,815	365,488	621,596	516,733	691,698	220,214
Clearing	55,951					
Prepaid Expenses					20,953	43,880
Total Current Assets	<u>21,046,056</u>	<u>183,500</u>	<u>7,695,388</u>	<u>13,480,873</u>	<u>4,301,898</u>	<u>12,283,570</u>
Capital Assets						
Land, Buildings & Improvements	100,576,893		31,178,792	76,290,129	5,212,769	38,725,153
Equipment	5,628,177		1,996,509	7,630,660	7,534,573	9,156,514
Accumulated Depreciation	(43,365,049)		(21,498,531)	(52,281,941)	(5,255,274)	(19,457,416)
Total Capital Assets	<u>62,840,020</u>		<u>11,676,770</u>	<u>31,638,847</u>	<u>7,492,068</u>	<u>28,424,251</u>
Total Assets	<u>\$ 83,886,076</u>	<u>\$ 183,500</u>	<u>\$ 19,372,158</u>	<u>\$ 45,119,720</u>	<u>\$ 11,793,967</u>	<u>\$ 40,707,821</u>
<b>DEFERRED OUTFLOWS OF RESOURCES</b>						
Total Deferred Outflows Of Resources	<u>\$ 1,521,495</u>	<u>\$ 757,326</u>	<u>\$ 519,229</u>	<u>\$ 1,092,078</u>	<u>\$ 1,635,914</u>	<u>\$ 1,273,876</u>
<b>LIABILITIES</b>						
Current Liabilities						
Accounts Payable	\$ 343,997	\$ 192,760	\$ 483,977	\$ 1,634,027	\$ 201,070	\$ 183,044
Accrued Wages and Benefits Payable	64,431	31,184	26,264	44,751	74,767	64,511
Interest Payable	49,663			53,617		104,825
Customer Deposits	27,225					
Total Current Liabilities	<u>485,316</u>	<u>223,944</u>	<u>510,241</u>	<u>1,732,394</u>	<u>275,837</u>	<u>352,380</u>
Non-Current Liabilities						
Notes Payable	3,493,571			7,464,367		5,670,700
Closure & Post Closure Costs						7,777,526
Accrued Comp ABS	109,609	43,847	44,620	70,498	98,413	118,941
Net Pension Liability	1,231,711	471,264	460,553	758,918	1,242,422	1,054,223
Net OPEB Liability	1,523,378	794,555	496,052	1,112,212	1,665,677	1,250,846
Total Non-Current Liabilities	<u>6,358,269</u>	<u>1,309,666</u>	<u>1,001,225</u>	<u>9,405,995</u>	<u>3,006,512</u>	<u>15,872,235</u>
Total Liabilities	<u>\$ 6,843,585</u>	<u>\$ 1,533,610</u>	<u>\$ 1,511,465</u>	<u>\$ 11,138,389</u>	<u>\$ 3,282,349</u>	<u>\$ 16,224,615</u>
<b>DEFERRED INFLOWS OF RESOURCES</b>						
Total Deferred Inflows Of Resources	<u>\$ 1,103,290</u>	<u>\$ 445,830</u>	<u>\$ 406,826</u>	<u>\$ 703,436</u>	<u>\$ 1,123,569</u>	<u>\$ 942,952</u>
<b>NET POSITION</b>						
Net Investment in Capital Assets	\$ 59,346,449	\$	\$ 11,676,770	\$ 24,174,480	\$ 7,492,068	\$ 22,753,551
Unrestricted	18,114,247	(1,038,613)	6,296,326	10,195,493	1,531,894	2,060,579
Total Net Position	<u>\$ 77,460,696</u>	<u>\$ (1,038,613)</u>	<u>\$ 17,973,096</u>	<u>\$ 34,369,973</u>	<u>\$ 9,023,962</u>	<u>\$ 24,814,130</u>

**City of Casper, Wyoming**  
**Utility Enterprise Funds Revenue and Expenditure Comparison**  
For Fiscal Year 2023 as of October 31, 2022  
33.33 % OF THE FISCAL YEAR HAS ELAPSED

**Utility Enterprise Funds YTD Revenue and Expenditure Comparison**



**Utility Enterprise Funds MTD Revenue and Expenditure Comparison**



**City of Casper, Wyoming**

**Water Distribution Fund Statement of Revenues and Expenditures**

For Fiscal Year 2023 as of October 31, 2022

**33.33 % OF THE FISCAL YEAR HAS ELAPSED**

	Revised Budget	Current Year To Date	Current Year % of Budget
<b>Revenues:</b>			
Goods and Svcs Rev	\$ 12,050,925	\$ 7,486,440	62.12%
Misc Revenue	197,296	69,404	35.18%
Utility Revenue	537,000	209,850	39.08%
Other Sources	2,500,000	-	0.00%
<b>Total Revenues</b>	<b>\$ 15,285,221</b>	<b>\$ 7,765,693</b>	<b>50.81%</b>
	Revised Budget	Current Year To Date	Current Year % of Budget
<b>Expenditures:</b>			
Personnel Services	\$ 2,702,963	\$ 787,564	29.14%
Materials & Supplies	8,527,018	4,010,474	47.03%
Contractual Services	1,636,263	330,844	20.22%
Capital Outlay	7,616,712	594,207	7.80%
Debt Service	755,222	656,683	86.95%
Transfers Out	-	1,306	
Other Costs	113,544	28,349	24.97%
Utility Expense	27,500	6,582	23.93%
<b>Total Expenditures</b>	<b>\$ 21,379,222</b>	<b>\$ 6,416,009</b>	<b>30.01%</b>
<b>Net Revenue (Shortfall)</b>	<b>\$ (6,094,001)</b>	<b>\$ 1,349,684</b>	<b>20.79%</b>

## Water Distribution Fund Summary of Cash and Investments

Cash	\$	1,120,100
Investments		18,229,058
	\$	<u>19,349,158</u>

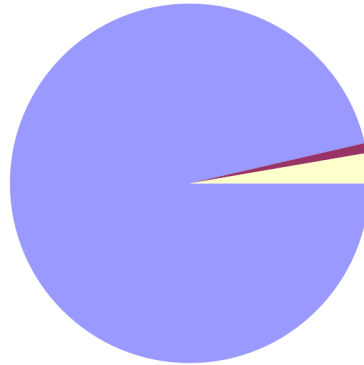
# City of Casper, Wyoming

## Water Distribution Fund Summary of Revenues and Expenditures

For Fiscal Year 2023 as of October 31, 2022  
33.33 % OF THE FISCAL YEAR HAS ELAPSED

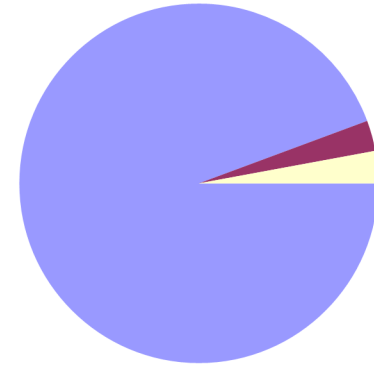
Year To Date Revenues  
\$7,765,693

Goods and Svcs Rev-\$7,486,440  
Misc Revenue-\$69,404  
Utility Revenue-\$209,850  
Other Sources-\$0



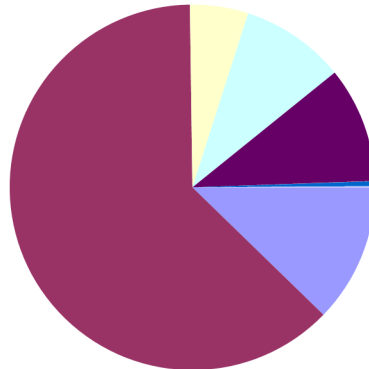
Month To Date Revenues  
\$1,574,608

Goods and Svcs Rev-\$1,485,650  
Misc Revenue-\$43,313  
Utility Revenue-\$45,645  
Other Sources-\$0



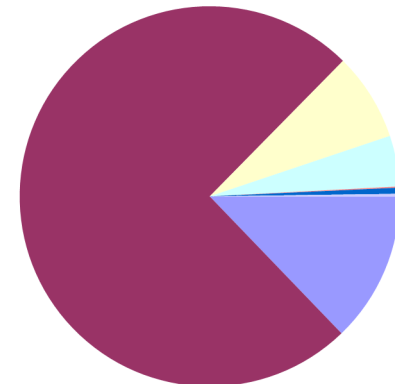
Year To Date Expenditures  
\$6,416,009

Personnel Services-\$787,564  
Materials & Supplies-\$4,010,474  
Contractual Services-\$330,844  
Capital Outlay-\$594,207  
Debt Service-\$656,683  
Transfers Out-\$1,306  
Other Costs-\$28,349  
Utility Expense-\$6,582



Month To Date Expenditures  
\$1,337,925

Personnel Services-\$171,352  
Materials & Supplies-\$997,629  
Contractual Services-\$100,038  
Capital Outlay-\$57,772  
Debt Service-\$0  
Transfers Out-\$1,306  
Other Costs-\$6,995  
Utility Expense-\$2,833



**City of Casper, Wyoming**  
**Water Treatment Plant Ops Fund Statement of Revenues and Expenditures**  
For Fiscal Year 2023 as of October 31, 2022  
33.33 % OF THE FISCAL YEAR HAS ELAPSED

	Revised Budget	Current Year To Date	Current Year % of Budget
<b>Revenues:</b>			
Intergovernmental	\$ 3,830,789	\$ 1,629,896	42.55%
<b>Total Revenues</b>	<b>\$ 3,830,789</b>	<b>\$ 1,629,896</b>	<b>42.55%</b>
	Revised Budget	Current Year To Date	Current Year % of Budget
<b>Expenditures:</b>			
Personnel Services	\$ 1,162,883	\$ 389,426	33.49%
Materials & Supplies	2,174,000	1,108,644	51.00%
Contractual Services	387,575	123,929	31.98%
Other Costs	43,731	14,046	32.12%
Utility Expense	62,600	816	1.30%
<b>Total Expenditures</b>	<b>\$ 3,830,789</b>	<b>\$ 1,636,860</b>	<b>42.73%</b>
<b>Net Revenue (Shortfall)</b>	<b>\$ -</b>	<b>\$ (6,964)</b>	<b>-0.18%</b>

**Water Treatment Plant Ops Fund Summary of Cash and Investments**

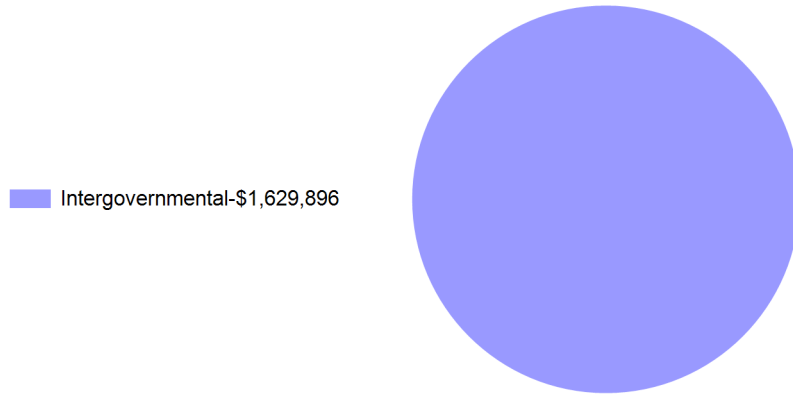
Cash	\$ (181,988)
Investments	-
	<u><b>\$ (181,988)</b></u>

# City of Casper, Wyoming

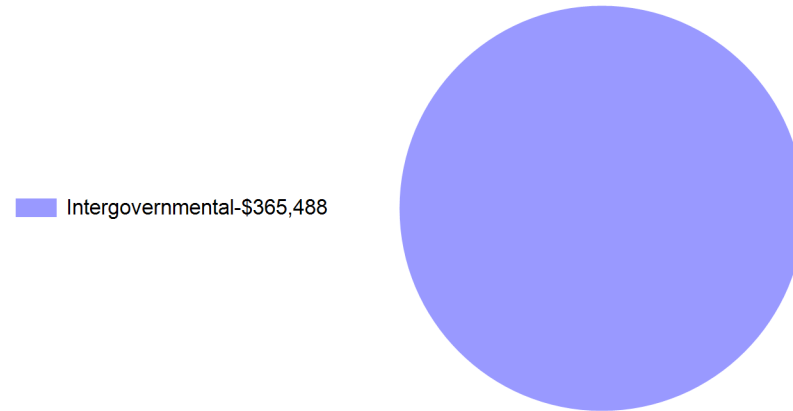
## Water Treatment Plant Ops Fund Summary of Revenues and Expenditures

For Fiscal Year 2023 as of October 31, 2022  
33.33 % OF THE FISCAL YEAR HAS ELAPSED

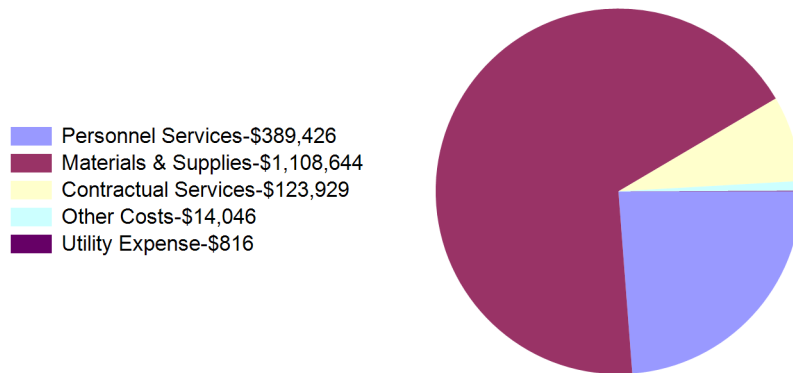
Year To Date Revenues  
\$1,629,896



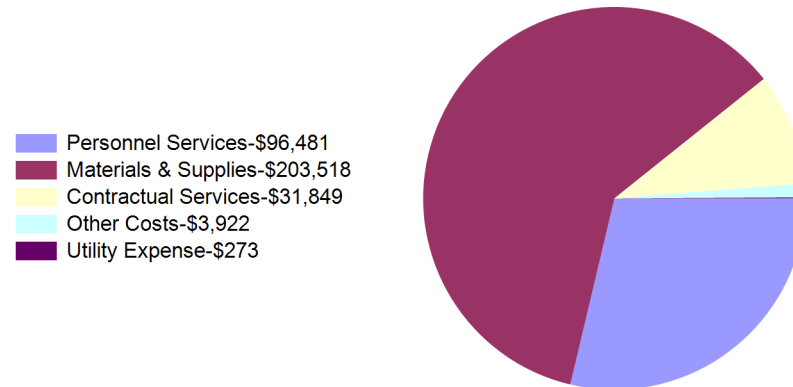
Month To Date Revenues  
\$365,488



Year To Date Expenditures  
\$1,636,860



Month To Date Expenditures  
\$336,044





**City of Casper, Wyoming**  
**Sewer Fund Statement of Revenues and Expenditures**  
For Fiscal Year 2023 as of October 31, 2022  
33.33 % OF THE FISCAL YEAR HAS ELAPSED

	Revised Budget	Current Year To Date	Current Year % of Budget
<b>Revenues:</b>			
Goods and Svcs Rev	\$ 6,338,034	\$ 2,210,514	34.88%
Misc Revenue	64,842	26,917	41.51%
Utility Revenue	40,000	8,177	20.44%
Other Sources	500,000	-	0.00%
<b>Total Revenues</b>	<b>\$ 6,942,876</b>	<b>\$ 2,245,609</b>	<b>32.34%</b>
<b>Expenditures:</b>			
Personnel Services	\$ 951,820	\$ 304,584	32.00%
Materials & Supplies	124,280	20,007	16.10%
Contractual Services	405,657	129,172	31.84%
Capital Outlay	3,210,382	123,456	3.85%
Transfers Out	-	1,306	
Other Costs	69,206	12,854	18.57%
Utility Expense	5,367,501	1,652,033	30.78%
<b>Total Expenditures</b>	<b>\$ 10,128,845</b>	<b>\$ 2,243,412</b>	<b>22.15%</b>
<b>Net Revenue (Shortfall)</b>	<b>\$ (3,185,969)</b>	<b>\$ 2,196</b>	<b>10.20%</b>

**Sewer Fund Summary of Cash and Investments**

Cash	\$ 794,183
Investments	6,279,610
	<b>\$ 7,073,793</b>

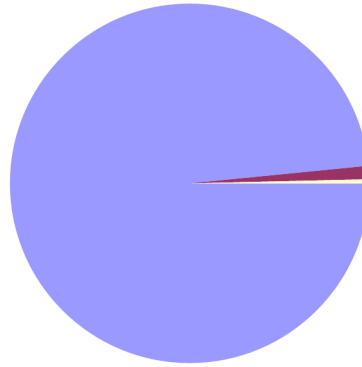
# City of Casper, Wyoming

## Sewer Fund Summary of Revenues and Expenditures

For Fiscal Year 2023 as of October 31, 2022  
33.33 % OF THE FISCAL YEAR HAS ELAPSED

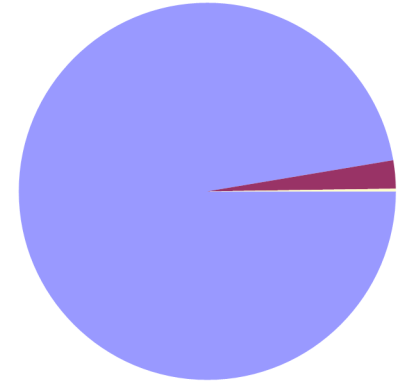
Year To Date Revenues  
\$2,245,609

Goods and Svcs Rev-\$2,210,514  
 Misc Revenue-\$26,917  
 Utility Revenue-\$8,177  
 Other Sources-\$0



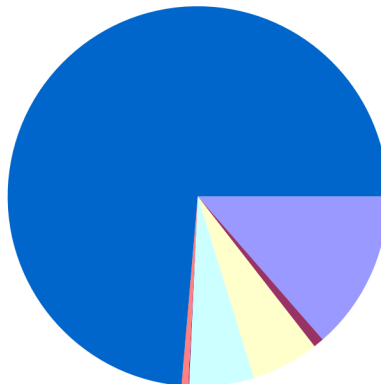
Month To Date Revenues  
\$653,710

Goods and Svcs Rev-\$636,439  
 Misc Revenue-\$15,805  
 Utility Revenue-\$1,466  
 Other Sources-\$0



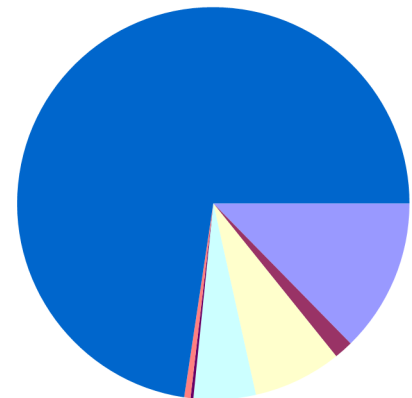
Year To Date Expenditures  
\$2,243,412

Personnel Services-\$304,584  
 Materials & Supplies-\$20,007  
 Contractual Services-\$129,172  
 Capital Outlay-\$123,456  
 Transfers Out-\$1,306  
 Other Costs-\$12,854  
 Utility Expense-\$1,652,033



Month To Date Expenditures  
\$554,699

Personnel Services-\$70,218  
 Materials & Supplies-\$8,663  
 Contractual Services-\$40,427  
 Capital Outlay-\$28,372  
 Transfers Out-\$1,306  
 Other Costs-\$2,874  
 Utility Expense-\$402,839



**City of Casper, Wyoming**  
**Wastewater Treatment Plant Fund Statement of Revenues and Expenditures**

For Fiscal Year 2023 as of October 31, 2022  
33.33 % OF THE FISCAL YEAR HAS ELAPSED

	Revised Budget	Current Year To Date	Current Year % of Budget
<b>Revenues:</b>			
Intergovernmental	\$ 13,348,930	\$ 1,993,681	14.94%
Misc Revenue	85,836	42,893	49.97%
Utility Revenue	630,000	209,359	33.23%
Other Sources	608,250	-	0.00%
<b>Total Revenues</b>	<b>\$ 14,673,016</b>	<b>\$ 2,245,934</b>	<b>15.31%</b>
	Revised Budget	Current Year To Date	Current Year % of Budget
<b>Expenditures:</b>			
Personnel Services	\$ 1,688,237	\$ 516,521	30.60%
Materials & Supplies	1,153,500	292,359	25.35%
Contractual Services	718,369	212,921	29.64%
Capital Outlay	12,617,398	1,223,832	9.70%
Debt Service	1,060,898	819,842	77.28%
Other Costs	62,802	20,354	32.41%
Utility Expense	78,000	8,267	10.60%
<b>Total Expenditures</b>	<b>\$ 17,379,204</b>	<b>\$ 3,094,096</b>	<b>17.80%</b>
<b>Net Revenue (Shortfall)</b>	<b>\$ (2,706,188)</b>	<b>\$ (848,162)</b>	<b>-2.50%</b>

**Wastewater Treatment Plant Fund Summary of Cash and Investments**

Cash	\$ 640,591
Investments	12,025,937
	<u>\$ 12,666,528</u>

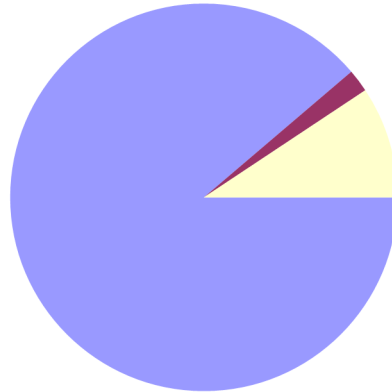
# City of Casper, Wyoming

## Wastewater Treatment Plant Fund Summary of Revenues and Expenditures

For Fiscal Year 2023 as of October 31, 2022  
33.33 % OF THE FISCAL YEAR HAS ELAPSED

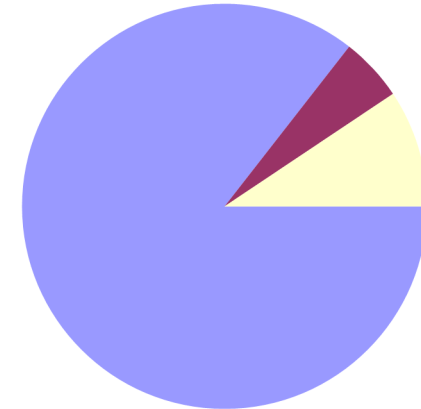
Year To Date Revenues  
\$2,245,934

Intergovernmental-\$1,993,681  
Misc Revenue-\$42,893  
Utility Revenue-\$209,359  
Other Sources-\$0



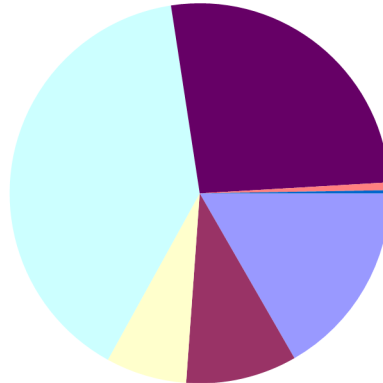
Month To Date Revenues  
\$553,235

Intergovernmental-\$473,262  
Misc Revenue-\$28,137  
Utility Revenue-\$51,836  
Other Sources-\$0



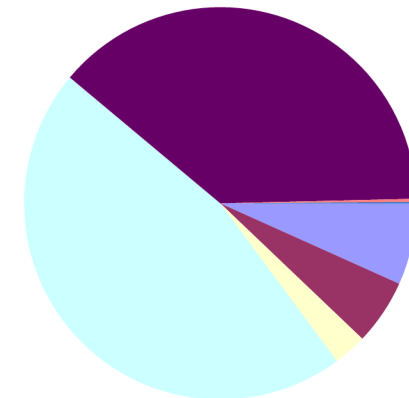
Year To Date Expenditures  
\$3,094,096

Personnel Services-\$516,521  
Materials & Supplies-\$292,359  
Contractual Services-\$212,921  
Capital Outlay-\$1,223,832  
Debt Service-\$819,842  
Other Costs-\$20,354  
Utility Expense-\$8,267



Month To Date Expenditures  
\$1,747,498

Personnel Services-\$117,467  
Materials & Supplies-\$94,326  
Contractual Services-\$47,987  
Capital Outlay-\$807,630  
Debt Service-\$673,545  
Other Costs-\$4,836  
Utility Expense-\$1,708



**City of Casper, Wyoming**  
**Refuse Collection Fund Statement of Revenues and Expenditures**  
For Fiscal Year 2023 as of October 31, 2022  
33.33 % OF THE FISCAL YEAR HAS ELAPSED

	Revised Budget	Current Year To Date	Current Year % of Budget
<b>Revenues:</b>			
Misc Revenue	\$ 19,482	\$ 12,654	64.95%
Utility Revenue	10,036,600	2,812,974	28.03%
<b>Total Revenues</b>	<b>\$ 10,056,082</b>	<b>\$ 2,825,627</b>	<b>28.10%</b>

	Revised Budget	Current Year To Date	Current Year % of Budget
<b>Expenditures:</b>			
Personnel Services	\$ 2,587,250	\$ 918,497	35.50%
Materials & Supplies	506,048	168,741	33.34%
Contractual Services	4,155,406	1,447,383	34.83%
Capital Outlay	3,661,870	350,921	9.58%
Depreciation / Amort	-	-	
Transfers Out	25,000	-	0.00%
Other Costs	122,193	35,577	29.12%
Utility Expense	3,000	798	26.59%
<b>Total Expenditures</b>	<b>\$ 11,060,767</b>	<b>\$ 2,921,916</b>	<b>26.42%</b>
<b>Net Revenue (Shortfall)</b>	<b>\$ (1,004,685)</b>	<b>\$ (96,288)</b>	<b>1.68%</b>

**Refuse Collection Fund Summary of Cash and Investments**

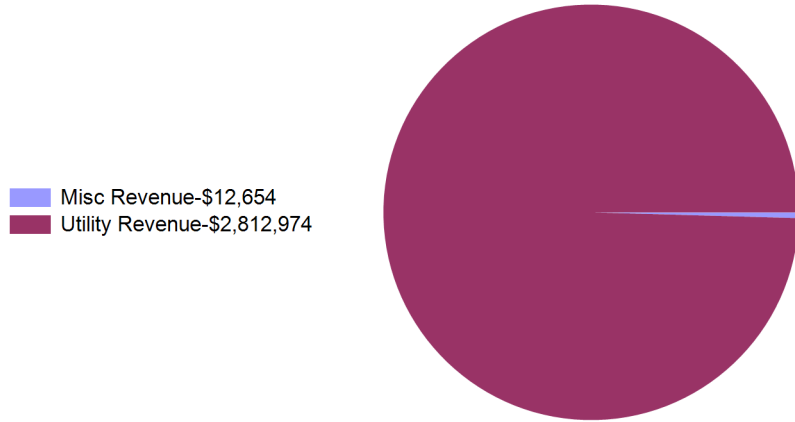
Cash	\$ 427,664
Investments	3,161,583
	<u><b>\$ 3,589,247</b></u>

# City of Casper, Wyoming

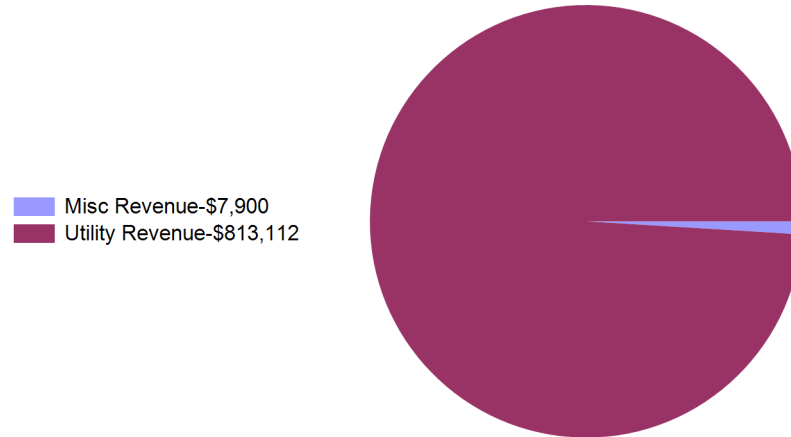
## Refuse Collection Fund Summary of Revenues and Expenditures

For Fiscal Year 2023 as of October 31, 2022  
33.33 % OF THE FISCAL YEAR HAS ELAPSED

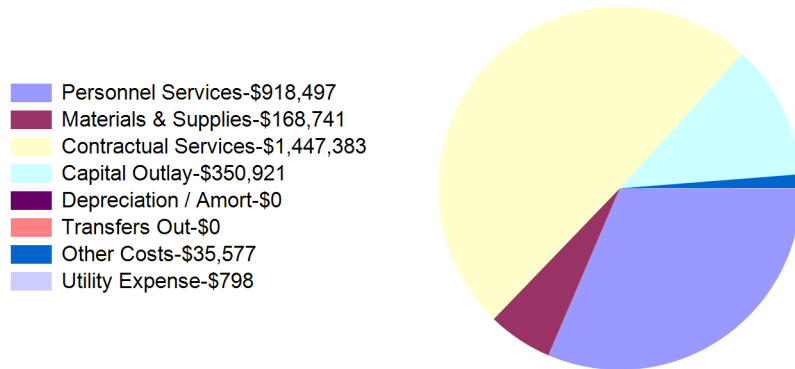
Year To Date Revenues  
\$2,825,627



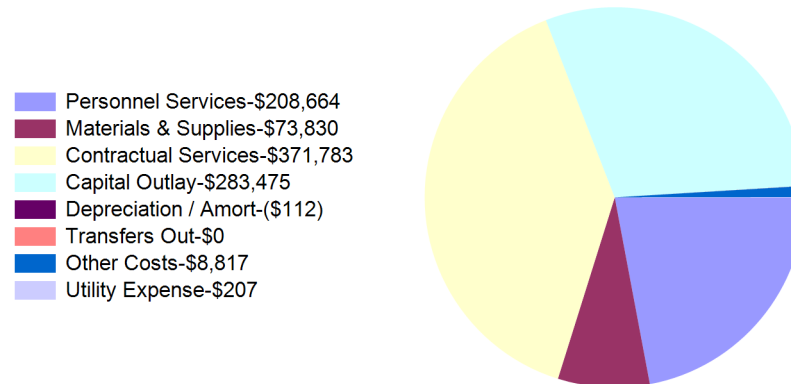
Month To Date Revenues  
\$821,012



Year To Date Expenditures  
\$2,921,916



Month To Date Expenditures  
\$946,663



**City of Casper, Wyoming**  
**Balefill Fund Statement of Revenues and Expenditures**  
For Fiscal Year 2023 as of October 31, 2022  
33.33 % OF THE FISCAL YEAR HAS ELAPSED

	Revised Budget	Current Year To Date	Current Year % of Budget
<b>Revenues:</b>			
Intergovernmental	\$ 558,494	\$ -	0.00%
Goods and Svcs Rev	225,600	109,398	48.49%
Misc Revenue	127,216	42,171	33.15%
Utility Revenue	7,848,700	2,269,703	28.92%
<b>Total Revenues</b>	<b>\$ 8,760,010</b>	<b>\$ 2,421,271</b>	<b>27.64%</b>

	Revised Budget	Current Year To Date	Current Year % of Budget
<b>Expenditures:</b>			
Personnel Services	\$ 2,372,009	\$ 835,787	35.24%
Materials & Supplies	1,698,184	253,451	14.92%
Contractual Services	2,211,380	525,010	23.74%
Capital Outlay	10,189,175	1,432,263	14.06%
Debt Service	482,347	342,174	70.94%
Transfers Out	30,000	10,000	33.33%
Other Costs	156,539	50,934	32.54%
Utility Expense	22,550	12,357	54.80%
<b>Total Expenditures</b>	<b>\$ 17,162,184</b>	<b>\$ 3,461,977</b>	<b>20.17%</b>
<b>Net Revenue (Shortfall)</b>	<b>\$ (8,402,174)</b>	<b>\$ (1,040,706)</b>	<b>7.47%</b>

**Balefill Fund Summary of Cash and Investments**

Cash	\$ 121,830
Investments	11,864,140
	<b>\$ 11,985,971</b>

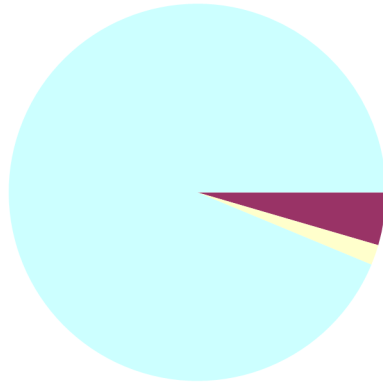
# City of Casper, Wyoming

## Balefill Fund Summary of Revenues and Expenditures

For Fiscal Year 2023 as of October 31, 2022  
33.33 % OF THE FISCAL YEAR HAS ELAPSED

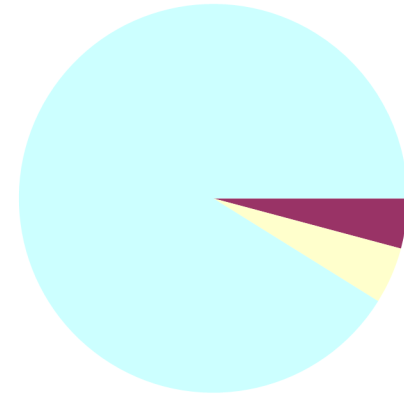
Year To Date Revenues  
\$2,421,271

Intergovernmental-\$0  
Goods and Svcs Rev-\$109,398  
Misc Revenue-\$42,171  
Utility Revenue-\$2,269,703



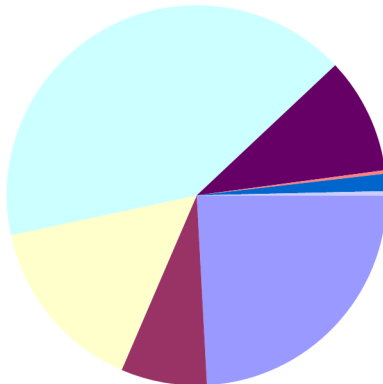
Month To Date Revenues  
\$606,864

Intergovernmental-\$0  
Goods and Svcs Rev-\$25,237  
Misc Revenue-\$28,587  
Utility Revenue-\$553,041



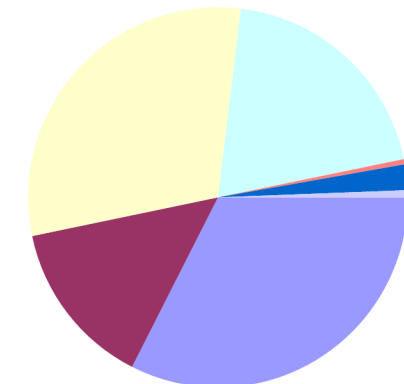
Year To Date Expenditures  
\$3,461,977

Personnel Services-\$835,787  
Materials & Supplies-\$253,451  
Contractual Services-\$525,010  
Capital Outlay-\$1,432,263  
Debt Service-\$342,174  
Transfers Out-\$10,000  
Other Costs-\$50,934  
Utility Expense-\$12,357



Month To Date Expenditures  
\$570,645

Personnel Services-\$185,321  
Materials & Supplies-\$81,364  
Contractual Services-\$172,357  
Capital Outlay-\$113,210  
Debt Service-\$0  
Transfers Out-\$2,500  
Other Costs-\$12,426  
Utility Expense-\$3,468



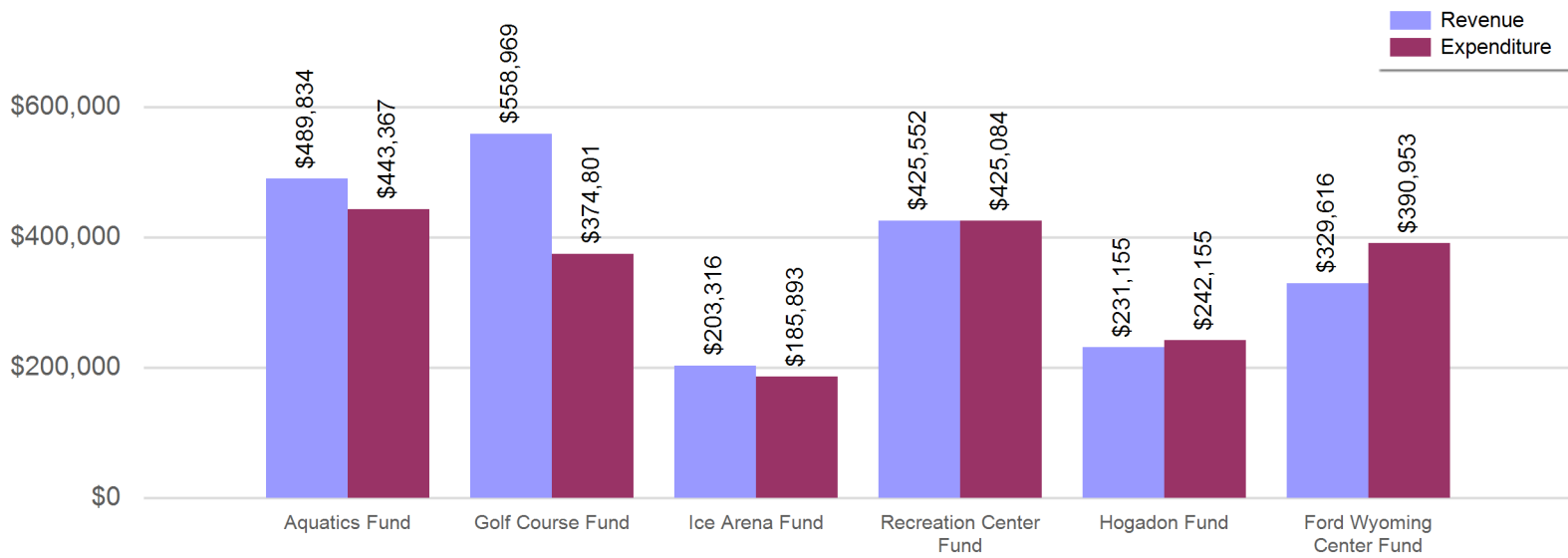


**City of Casper, Wyoming**  
**Parks & Recreation Enterprise Funds Consolidated Balance Sheet**  
For Fiscal Year 2023 as of October 31, 2022  
**33.33 % OF THE FISCAL YEAR HAS ELAPSED**

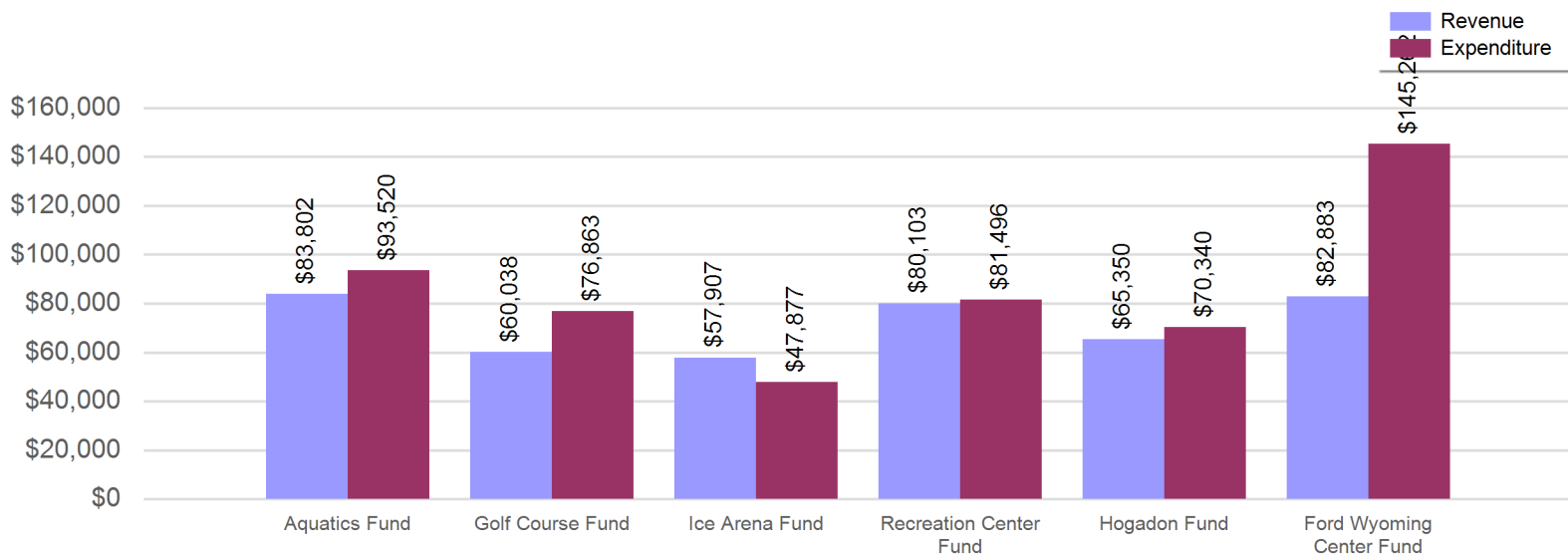
	Aquatics Fund	Golf Course Fund	Ice Arena Fund	Recreation Center Fund	Hogadon Fund	Ford Wyoming Center Fund
<b>ASSETS</b>						
Current Assets						
Cash	\$ 440	\$ 715,369	\$ 650	\$ 500	\$ -	\$ 374,986
Inventory		32,765			13,764	
Accounts Receivable		2,811	18,733	2,324	43,261	15,485
Total Current Assets	<u>440</u>	<u>750,944</u>	<u>19,383</u>	<u>2,824</u>	<u>57,025</u>	<u>390,471</u>
Capital Assets						
Land, Buildings & Improvements	14,432,867	7,097,801	5,328,515	7,333,709	10,372,812	34,054,865
Equipment	39,801	1,137,319	288,261	287,320	2,264,724	1,378,791
Accumulated Depreciation	(3,600,173)	(5,318,800)	(1,918,371)	(4,898,174)	(3,863,390)	(22,664,591)
Total Capital Assets	<u>10,872,495</u>	<u>2,916,320</u>	<u>3,698,406</u>	<u>2,722,854</u>	<u>8,774,146</u>	<u>12,769,065</u>
Total Assets	<u>\$ 10,872,935</u>	<u>\$ 3,667,264</u>	<u>\$ 3,717,788</u>	<u>\$ 2,725,678</u>	<u>\$ 8,831,172</u>	<u>\$ 13,159,536</u>
<b>DEFERRED OUTFLOWS OF RESOURCES</b>						
Total Deferred Outflows Of Resources	<u>\$ 97,343</u>	<u>\$ 154,301</u>	<u>\$ 122,306</u>	<u>\$ 591,867</u>	<u>\$ 282,861</u>	<u>\$</u>
<b>LIABILITIES</b>						
Current Liabilities						
Accounts Payable	\$ 15,132	\$ 16,952	\$ 6,718	\$ 26,025	\$ 21,398	\$ 427,585
Accrued Wages and Benefits Payable	30,448	22,749	10,023	48,057	12,390	
Deferred Revenue		-				
Unearned Revenue						-
Total Current Liabilities	<u>45,580</u>	<u>39,701</u>	<u>16,742</u>	<u>74,082</u>	<u>33,787</u>	<u>427,585</u>
Non-Current Liabilities						
Accrued Comp ABS	10,307	18,620	5,772	28,685	22,257	
Net Pension Liability	82,624	188,199	82,624	356,508	198,910	
Net OPEB Liability	92,649	132,568	120,153	628,362	291,960	
Total Non-Current Liabilities	<u>185,580</u>	<u>339,388</u>	<u>208,550</u>	<u>1,013,555</u>	<u>513,127</u>	
Total Liabilities	<u>\$ 231,160</u>	<u>\$ 379,089</u>	<u>\$ 225,291</u>	<u>\$ 1,087,637</u>	<u>\$ 546,914</u>	<u>\$ 427,585</u>
<b>DEFERRED INFLOWS OF RESOURCES</b>						
Total Deferred Inflows Of Resources	<u>\$ 74,174</u>	<u>\$ 158,483</u>	<u>\$ 78,345</u>	<u>\$ 339,043</u>	<u>\$ 182,794</u>	<u>\$</u>
<b>NET POSITION</b>						
Net Investment in Capital Assets	\$ 10,872,495	\$ 2,916,320	\$ 3,698,406	\$ 2,722,854	\$ 8,774,146	\$ 12,769,065
Unrestricted	(207,550)	367,674	(161,947)	(831,988)	(389,822)	(37,114)
Total Net Position	<u>\$ 10,664,946</u>	<u>\$ 3,283,994</u>	<u>\$ 3,536,458</u>	<u>\$ 1,890,866</u>	<u>\$ 8,384,324</u>	<u>\$ 12,731,951</u>

**City of Casper, Wyoming**  
**Parks & Recreation Enterprise Funds Revenue and Expenditure Comparison**  
For Fiscal Year 2023 as of October 31, 2022  
**33.33 % OF THE FISCAL YEAR HAS ELAPSED**

**Parks & Recreation Enterprise Funds YTD Revenue and Expenditure Comparison**



**Parks & Recreation Enterprise Funds MTD Revenue and Expenditure Comparison**



**City of Casper, Wyoming**  
**Aquatics Fund Statement of Revenues and Expenditures**  
For Fiscal Year 2023 as of October 31, 2022  
33.33 % OF THE FISCAL YEAR HAS ELAPSED

	Revised Budget	Current Year To Date	Current Year % of Budget
<b>Revenues:</b>			
Goods and Svcs Rev	\$ 573,562	\$ 188,764	32.91%
Misc Revenue	62,200	24,182	38.88%
Other Sources	588,614	276,888	47.04%
<b>Total Revenues</b>	<b>\$ 1,224,376</b>	<b>\$ 489,834</b>	<b>40.01%</b>
	Revised Budget	Current Year To Date	Current Year % of Budget
<b>Expenditures:</b>			
Personnel Services	\$ 711,067	\$ 241,966	34.03%
Materials & Supplies	251,899	107,460	42.66%
Contractual Services	170,030	57,901	34.05%
Other Costs	60,714	19,856	32.70%
Utility Expense	30,666	16,185	52.78%
<b>Total Expenditures</b>	<b>\$ 1,224,376</b>	<b>\$ 443,367</b>	<b>36.21%</b>
<b>Net Revenue (Shortfall)</b>	<b>\$ -</b>	<b>\$ 46,467</b>	<b>3.80%</b>
<b>Cost Recovery</b>	<b>48.03 %</b>		

**Aquatics Fund Summary of Cash and Investments**

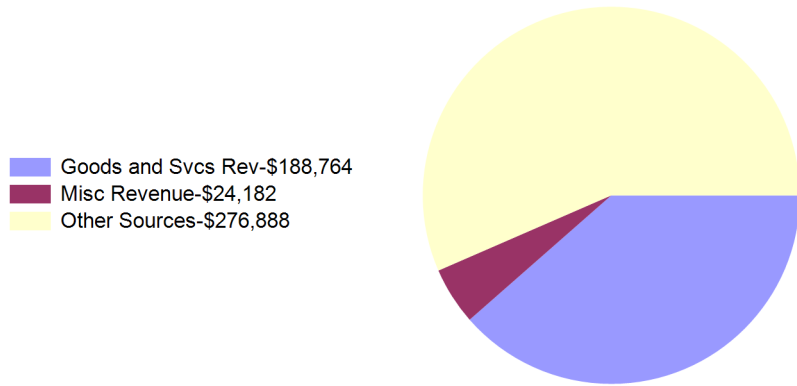
Cash	\$ 440
Investments	-
	<u>\$ 440</u>

# City of Casper, Wyoming

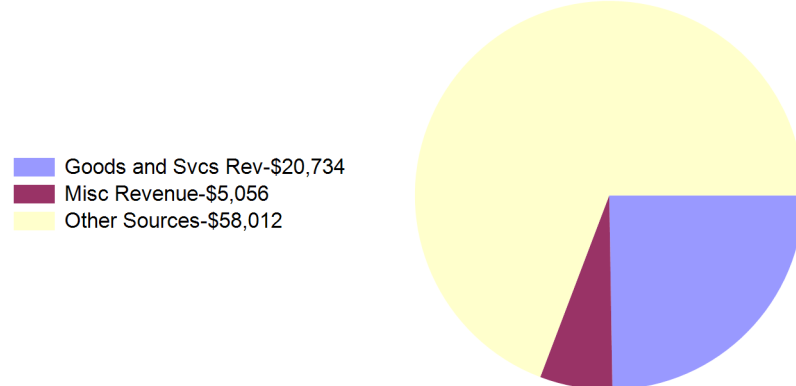
## Aquatics Fund Summary of Revenues and Expenditures

For Fiscal Year 2023 as of October 31, 2022  
33.33 % OF THE FISCAL YEAR HAS ELAPSED

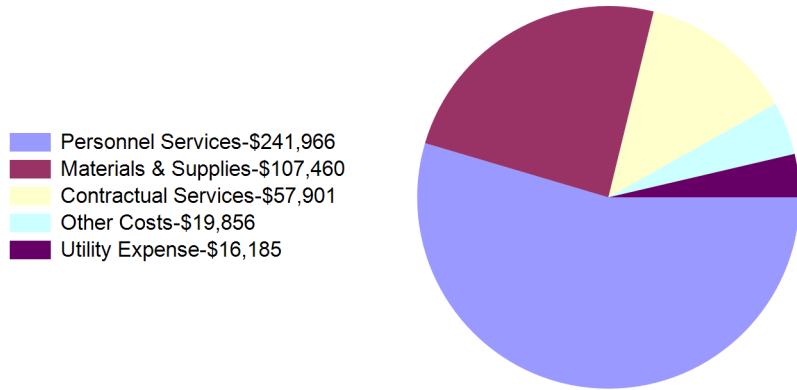
Year To Date Revenues  
\$489,834



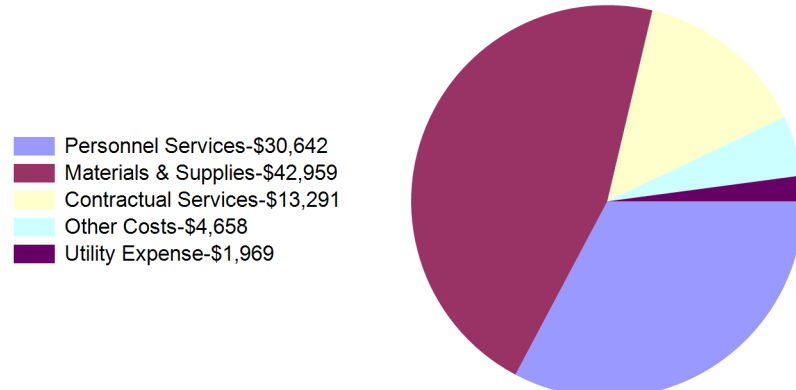
Month To Date Revenues  
\$83,802



Year To Date Expenditures  
\$443,367



Month To Date Expenditures  
\$93,520



**City of Casper, Wyoming**  
**Golf Fund Statement of Revenues and Expenditures**

For Fiscal Year 2023 as of October 31, 2022  
33.33 % OF THE FISCAL YEAR HAS ELAPSED

	Revised Budget	Current Year To Date	Current Year % of Budget
<b>Revenues:</b>			
Goods and Svcs Rev	\$ 689,000	\$ 344,318	49.97%
Misc Revenue	269,000	214,651	79.80%
<b>Total Revenues</b>	<b>\$ 958,000</b>	<b>\$ 558,969</b>	<b>58.35%</b>

	Revised Budget	Current Year To Date	Current Year % of Budget
<b>Expenditures:</b>			
Personnel Services	\$ 527,391	\$ 217,442	41.23%
Materials & Supplies	150,834	60,380	40.03%
Contractual Services	238,989	82,471	34.51%
Capital Outlay	28,981	1,574	5.43%
Transfers Out	88,000	-	0.00%
Other Costs	25,319	7,547	29.81%
Utility Expense	12,800	5,386	42.08%
<b>Total Expenditures</b>	<b>\$ 1,072,314</b>	<b>\$ 374,801</b>	<b>34.95%</b>
<b>Net Revenue (Shortfall)</b>	<b>\$ (114,314)</b>	<b>\$ 184,169</b>	<b>23.40%</b>

**Golf Fund Summary of Cash and Investments**

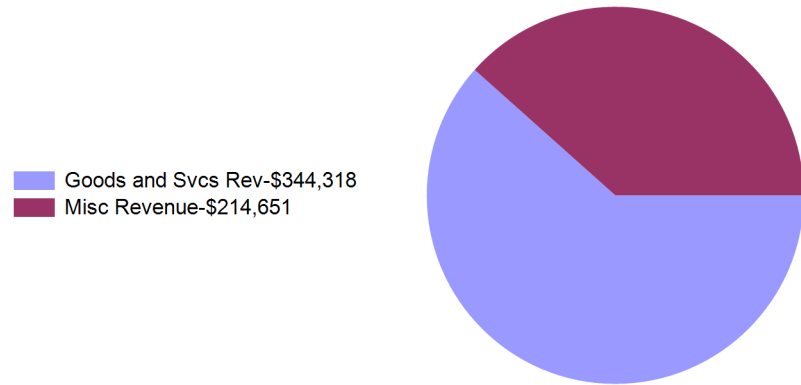
Cash	\$ 715,369
Investments	-
	<u>\$ 715,369</u>

# City of Casper, Wyoming

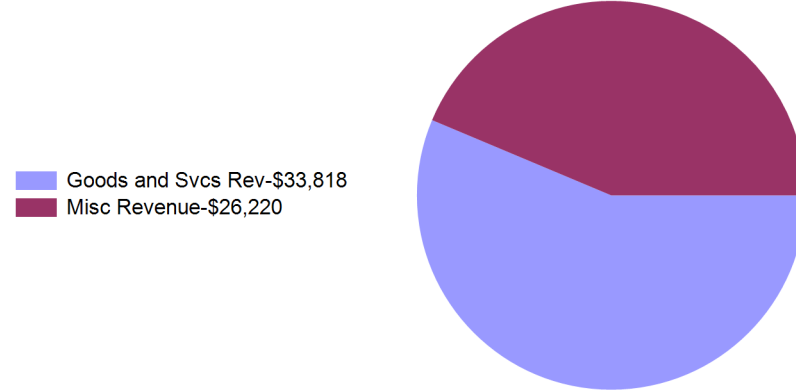
## Golf Fund Summary of Revenues and Expenditures

For Fiscal Year 2023 as of October 31, 2022  
33.33 % OF THE FISCAL YEAR HAS ELAPSED

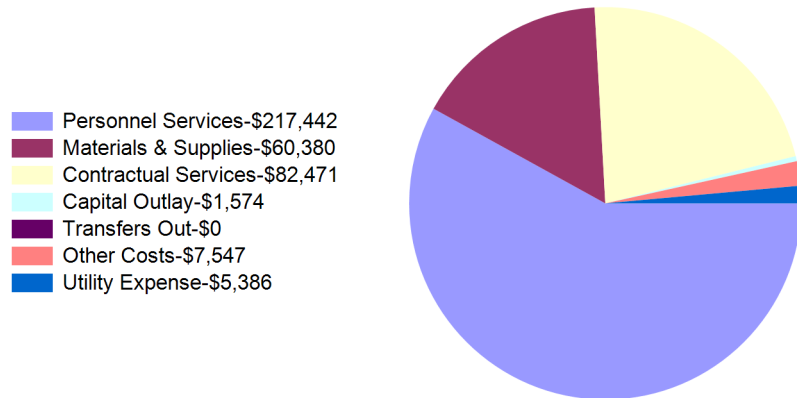
Year To Date Revenues  
\$558,969



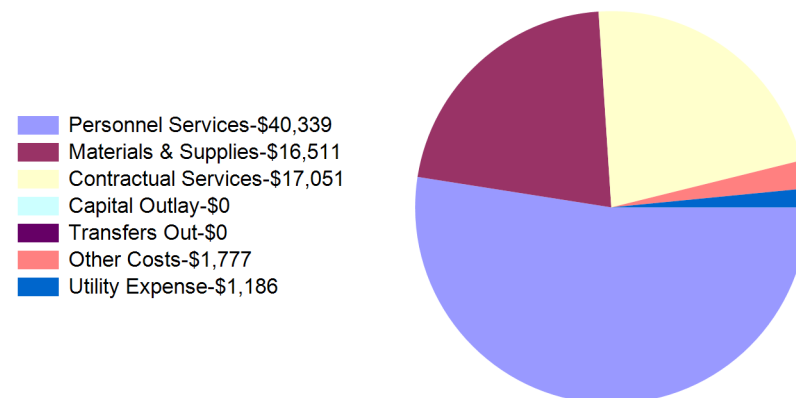
Month To Date Revenues  
\$60,038



Year To Date Expenditures  
\$374,801



Month To Date Expenditures  
\$76,863



**City of Casper, Wyoming**  
**Ice Arena Fund Statement of Revenues and Expenditures**  
For Fiscal Year 2023 as of October 31, 2022  
33.33 % OF THE FISCAL YEAR HAS ELAPSED

	Revised Budget	Current Year To Date	Current Year % of Budget
<b>Revenues:</b>			
Goods and Svcs Rev	\$ 328,325	\$ 73,844	22.49%
Misc Revenue	28,000	22,337	79.77%
Other Sources	239,128	107,135	44.80%
<b>Total Revenues</b>	<b>\$ 595,453</b>	<b>\$ 203,316</b>	<b>34.14%</b>

	Revised Budget	Current Year To Date	Current Year % of Budget
<b>Expenditures:</b>			
Personnel Services	\$ 315,271	\$ 110,017	34.90%
Materials & Supplies	137,981	36,199	26.23%
Contractual Services	93,977	25,689	27.33%
Other Costs	31,624	8,333	26.35%
Utility Expense	16,600	5,656	34.07%
<b>Total Expenditures</b>	<b>\$ 595,453</b>	<b>\$ 185,893</b>	<b>31.22%</b>
<b>Net Revenue (Shortfall)</b>	<b>\$ -</b>	<b>\$ 17,423</b>	<b>2.93%</b>

**Cost Recovery**                      51.74 %

**Ice Arena Fund Summary of Cash and Investments**

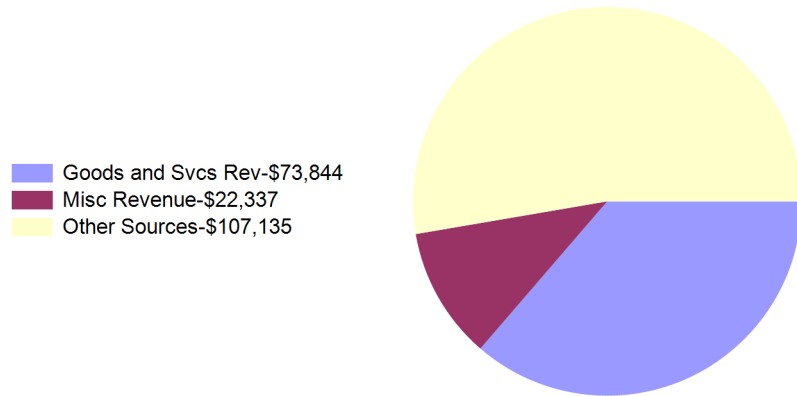
Cash	\$ 650
Investments	-
	<u>\$ 650</u>

# City of Casper, Wyoming

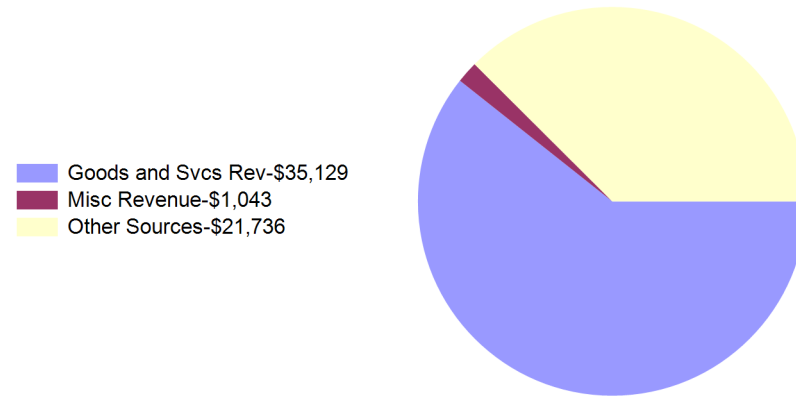
## Ice Arena Fund Summary of Revenues and Expenditures

For Fiscal Year 2023 as of October 31, 2022  
33.33 % OF THE FISCAL YEAR HAS ELAPSED

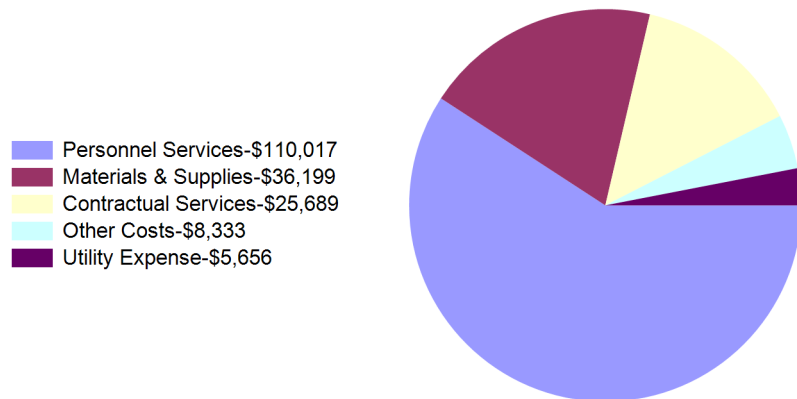
Year To Date Revenues  
\$203,316



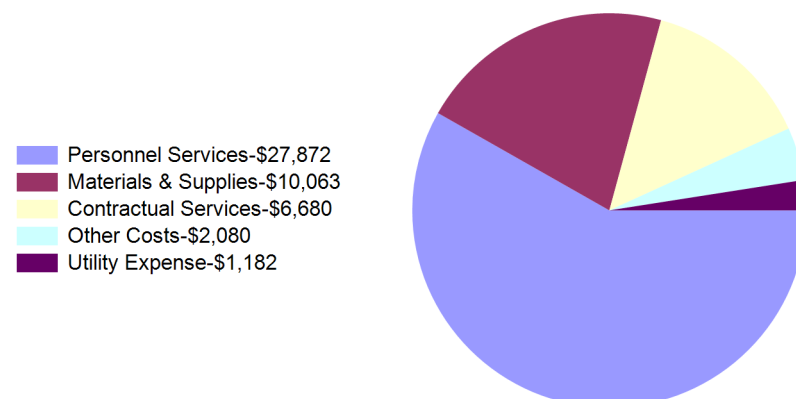
Month To Date Revenues  
\$57,907



Year To Date Expenditures  
\$185,893



Month To Date Expenditures  
\$47,877





**City of Casper, Wyoming**  
**Recreation Center Statement of Revenues and Expenditures**  
For Fiscal Year 2023 as of October 31, 2022  
33.33 % OF THE FISCAL YEAR HAS ELAPSED

	Revised Budget	Current Year To Date	Current Year % of Budget
<b>Revenues:</b>			
Goods and Svcs Rev	\$ 397,200	\$ 123,770	31.16%
Misc Revenue	55,500	16,598	29.91%
Other Sources	764,624	285,185	37.30%
<b>Total Revenues</b>	<b>\$ 1,217,324</b>	<b>\$ 425,552</b>	<b>34.96%</b>

	Revised Budget	Current Year To Date	Current Year % of Budget
<b>Expenditures:</b>			
Personnel Services	\$ 854,973	\$ 322,101	37.67%
Materials & Supplies	117,195	20,173	17.21%
Contractual Services	155,760	53,180	34.14%
Other Costs	65,696	23,521	35.80%
Utility Expense	23,700	6,108	25.77%
<b>Total Expenditures</b>	<b>\$ 1,217,324</b>	<b>\$ 425,084</b>	<b>34.92%</b>
<b>Net Revenue (Shortfall)</b>	<b>\$ -</b>	<b>\$ 468</b>	<b>0.04%</b>

**Cost Recovery**                      **33.02 %**

**Recreation Center Fund Summary of Cash and Investments**

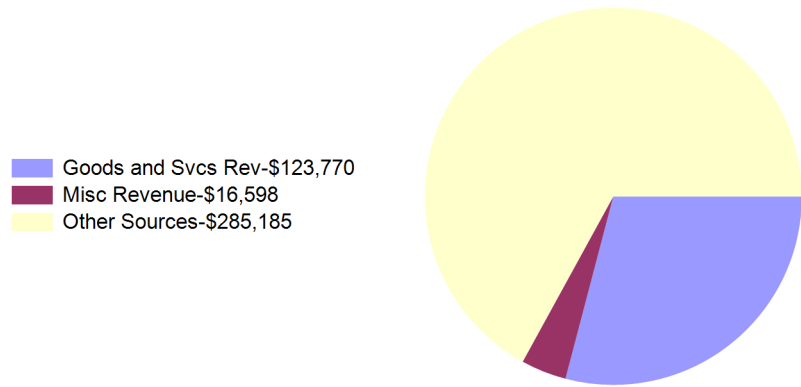
Cash	\$ 500
Investments	-
	<u>\$ 500</u>

# City of Casper, Wyoming

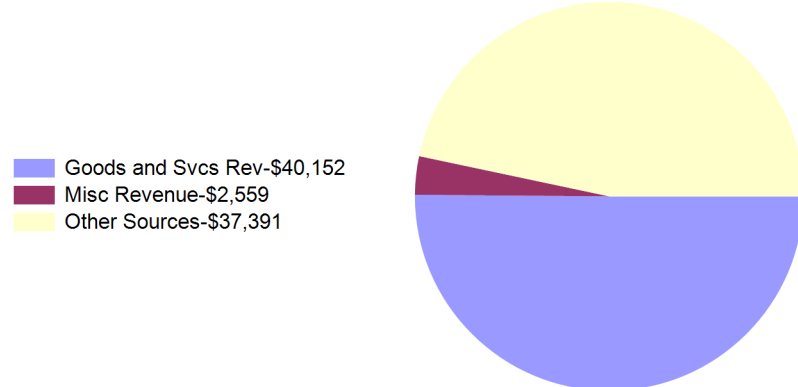
## Recreation Center Fund Summary of Revenues and Expenditures

For Fiscal Year 2023 as of October 31, 2022  
33.33 % OF THE FISCAL YEAR HAS ELAPSED

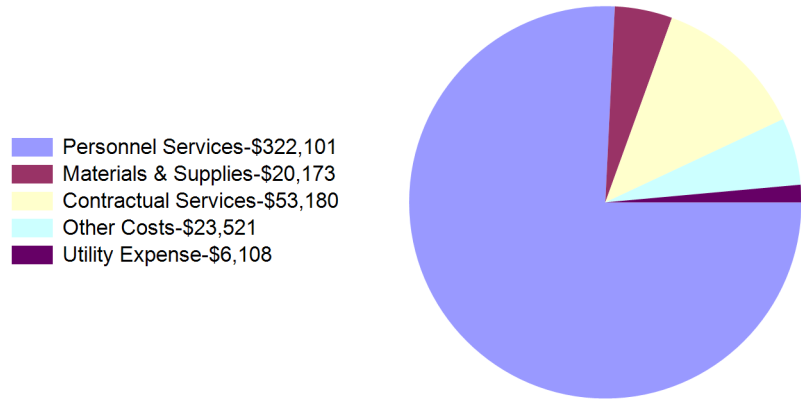
Year To Date Revenues  
\$425,552



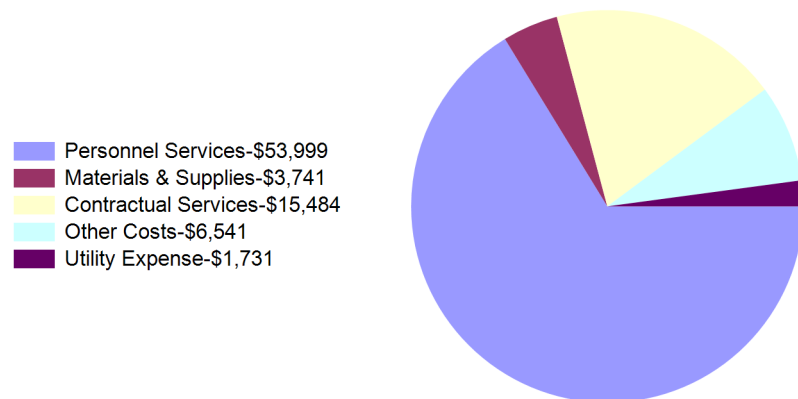
Month To Date Revenues  
\$80,103



Year To Date Expenditures  
\$425,084



Month To Date Expenditures  
\$81,496



**City of Casper, Wyoming**  
**Hogadon Fund Statement of Revenues and Expenditures**  
For Fiscal Year 2023 as of October 31, 2022  
33.33 % OF THE FISCAL YEAR HAS ELAPSED

	<u>Revised Budget</u>	<u>Current Year To Date</u>	<u>Current Year % of Budget</u>
<b>Revenues:</b>			
Goods and Svcs Rev	\$ 609,500	\$ 8,278	1.36%
Misc Revenue	39,000	15,199	38.97%
Other Sources	367,449	207,678	56.52%
<b>Total Revenues</b>	<b>\$ 1,015,949</b>	<b>\$ 231,155</b>	<b>22.75%</b>
	<u>Revised Budget</u>	<u>Current Year To Date</u>	<u>Current Year % of Budget</u>
<b>Expenditures:</b>			
Personnel Services	\$ 521,326	\$ 139,356	26.73%
Materials & Supplies	246,428	31,676	12.85%
Contractual Services	187,831	52,109	27.74%
Other Costs	72,364	18,667	25.80%
Utility Expense	3,000	346	11.53%
<b>Total Expenditures</b>	<b>\$ 1,030,949</b>	<b>\$ 242,155</b>	<b>23.49%</b>
<b>Net Revenue (Shortfall)</b>	<b>\$ (15,000)</b>	<b>\$ (11,000)</b>	<b>-0.74%</b>
<b>Cost Recovery</b>	<b>9.69 %</b>		

**Hogadon Fund Summary of Cash and Investments**


Cash	\$ -
Investments	-
	<u>\$ -</u>

# City of Casper, Wyoming


## Hogadon Fund Summary of Revenues and Expenditures

For Fiscal Year 2023 as of October 31, 2022  
33.33 % OF THE FISCAL YEAR HAS ELAPSED

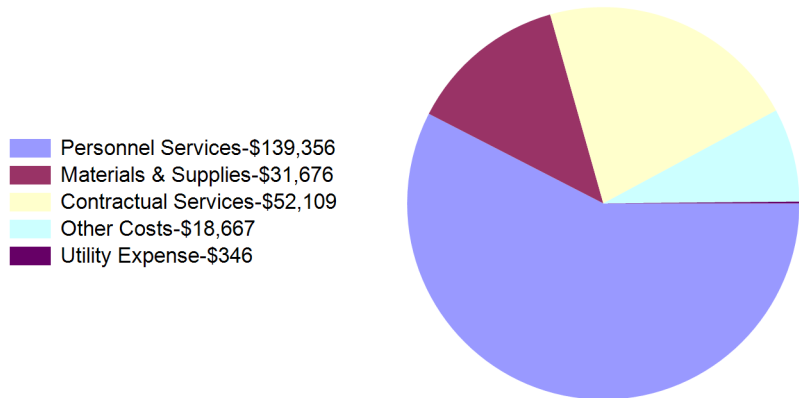
Year To Date Revenues  
\$231,155



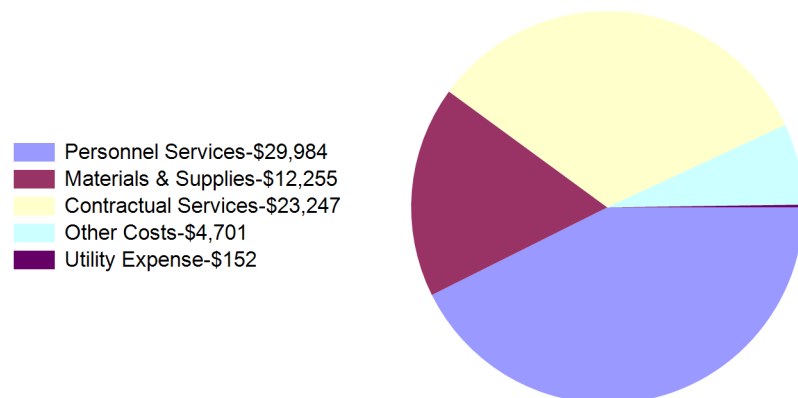
Month To Date Revenues  
\$65,350



Year To Date Expenditures  
\$242,155



Month To Date Expenditures  
\$70,340



**City of Casper, Wyoming**  
**Ford Wyoming Center Statement of Revenues and Expenditures**  
For Fiscal Year 2023 as of October 31, 2022  
33.33 % OF THE FISCAL YEAR HAS ELAPSED

	Revised Budget	Current Year To Date	Current Year % of Budget
<b>Revenues:</b>			
Intergovernmental	\$ 77,165	\$ -	0.00%
Misc Revenue	15,870	4,166	26.25%
Other Sources	976,349	325,450	33.33%
<b>Total Revenues</b>	<b>\$ 1,069,384</b>	<b>\$ 329,616</b>	<b>30.82%</b>

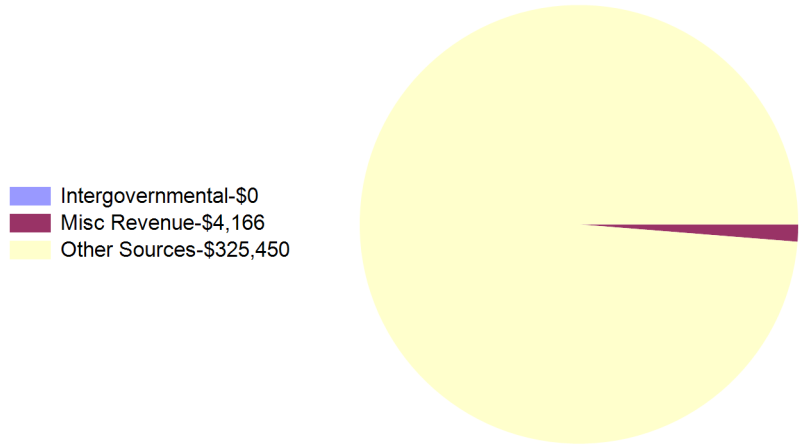
	Revised Budget	Current Year To Date	Current Year % of Budget
<b>Expenditures:</b>			
Materials & Supplies	\$ 9,456	\$ -	0.00%
Contractual Services	979,940	363,365	37.08%
Capital Outlay	62,195	-	0.00%
Other Costs	82,763	27,588	33.33%
<b>Total Expenditures</b>	<b>\$ 1,134,354</b>	<b>\$ 390,953</b>	<b>34.46%</b>
<b>Net Revenue (Shortfall)</b>	<b>\$ (64,970)</b>	<b>\$ (61,337)</b>	<b>-3.64%</b>

**Ford Wyoming Center Summary of Cash and Investments**

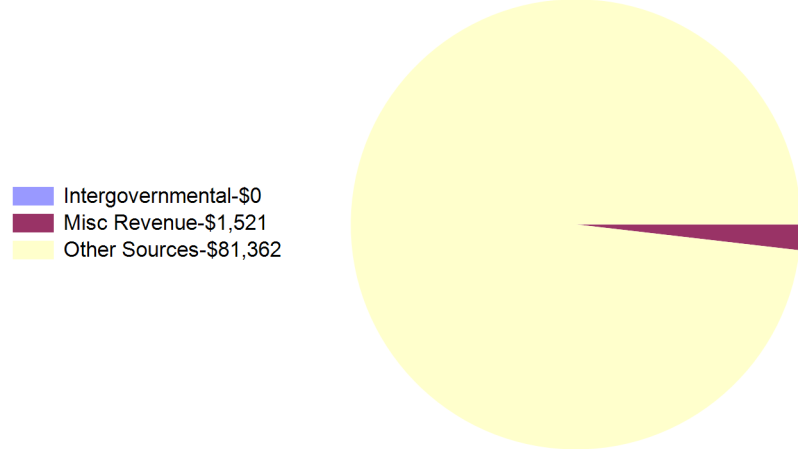
Cash	\$ 374,986
	<u>\$ 374,986</u>

**City of Casper, Wyoming**  
**Ford Wyoming Center Summary of Revenues and Expenditures**  
For Fiscal Year 2023 as of October 31, 2022  
33.33 % OF THE FISCAL YEAR HAS ELAPSED

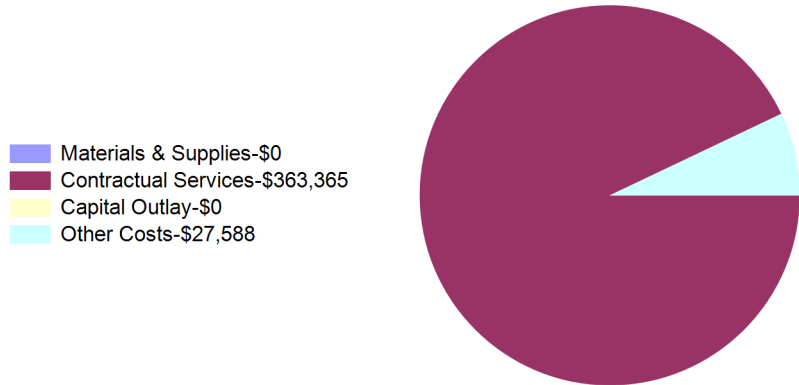
Year To Date Revenues  
\$329,616



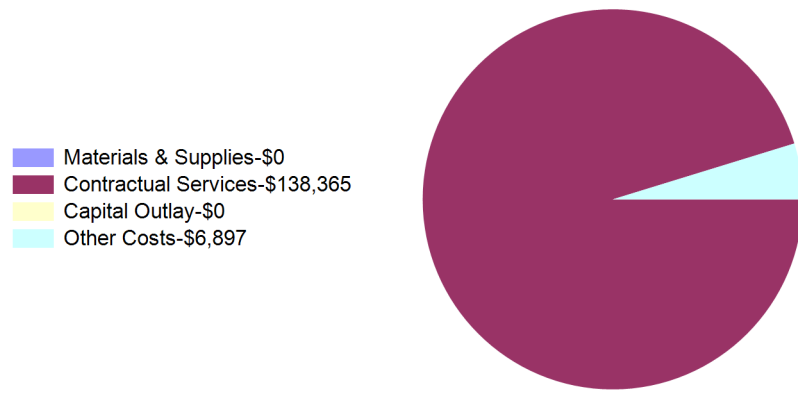
Month To Date Revenues  
\$82,883



Year To Date Expenditures  
\$390,953



Month To Date Expenditures  
\$145,262

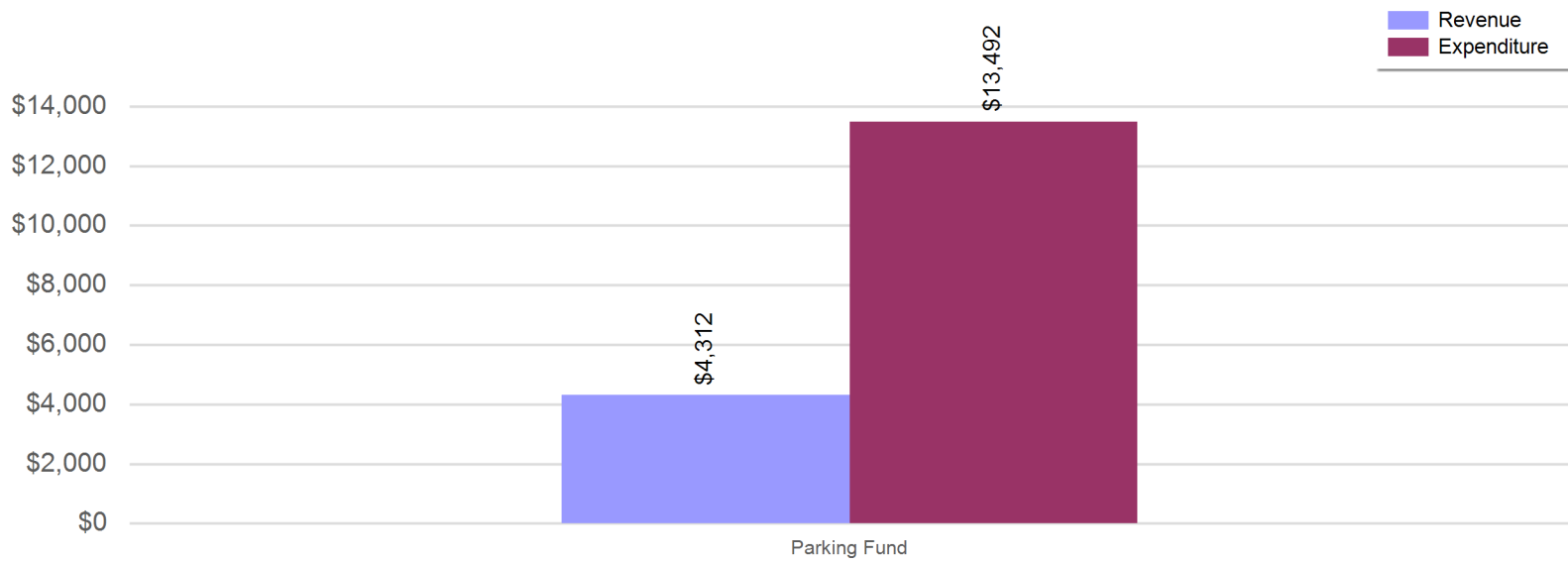


**City of Casper, Wyoming**  
**Other Enterprise Funds Balance Sheet**  
For Fiscal Year 2023 as of October 31, 2022  
**33.33 % OF THE FISCAL YEAR HAS ELAPSED**

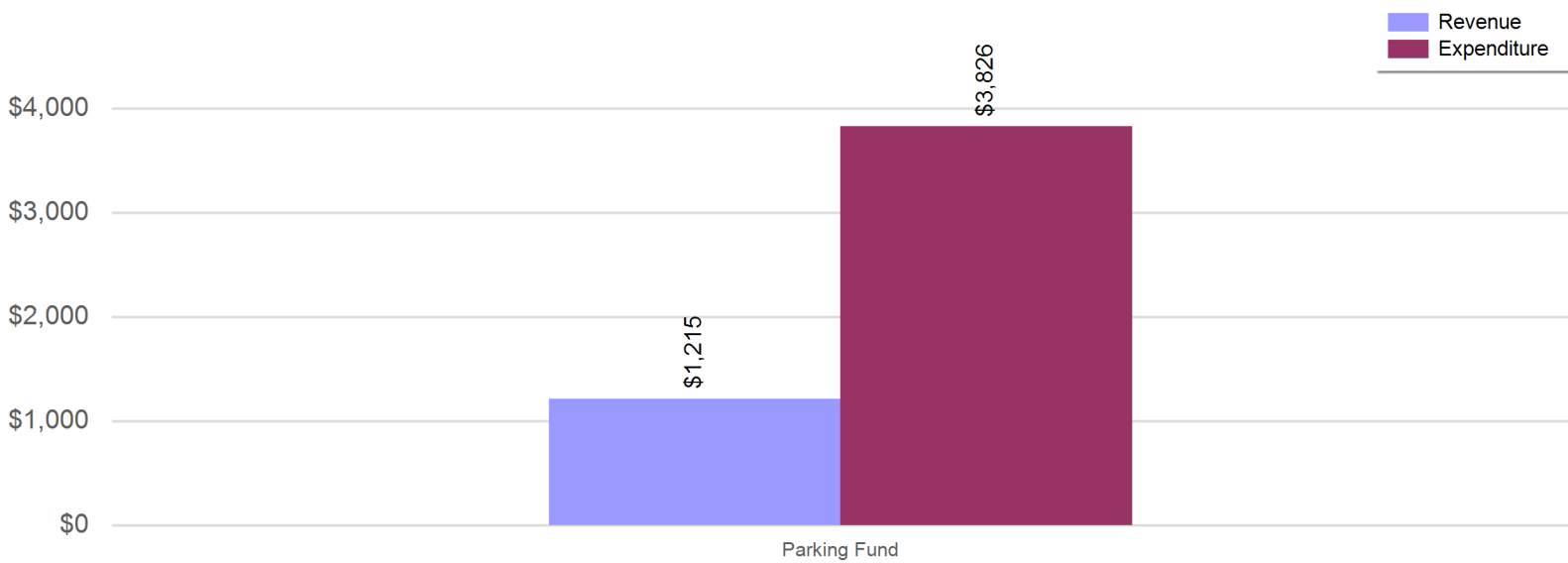
	<u>Parking Fund</u>
<b>ASSETS</b>	
Current Assets	
Cash	\$ 3,341
Investments	145,082
Market Adjustments	-
Accounts Receivable	1,004
Total Current Assets	<u>149,426</u>
Capital Assets	
Land, Buildings & Improvements	2,981,187
Equipment	55,379
Accumulated Depreciation	(2,183,419)
Total Capital Assets	<u>853,147</u>
Total Assets	<u>\$ 1,002,573</u>
<b>LIABILITIES</b>	
Current Liabilities	
Accounts Payable	\$ -
Total Current Liabilities	<u>-</u>
Total Liabilities	<u>\$ -</u>
<b>NET POSITION</b>	
Net Investment in Capital Assets	\$ 853,147
Unrestricted	149,426
Total Net Position	<u>\$ 1,002,573</u>

**City of Casper, Wyoming**  
**Other Enterprise Funds Revenue and Expenditure Comparison**  
**For Fiscal Year 2023 as of October 31, 2022**  
**33.33 % OF THE FISCAL YEAR HAS ELAPSED**

**Other Enterprise Funds YTD Revenue and Expenditure Comparison**



**Other Enterprise Funds MTD Revenue and Expenditure Comparison**





**City of Casper, Wyoming**  
**Parking Lots Statement of Revenues and Expenditures**

For Fiscal Year 2023 as of October 31, 2022  
33.33 % OF THE FISCAL YEAR HAS ELAPSED

	Revised Budget	Current Year To Date	Current Year % of Budget
<b>Revenues:</b>			
Goods and Svcs Rev	\$ 1,500	\$ 530	35.33%
Misc Revenue	15,477	3,782	24.44%
<b>Total Revenues</b>	<b>\$ 16,977</b>	<b>\$ 4,312</b>	<b>25.40%</b>
	Revised Budget	Current Year To Date	Current Year % of Budget
<b>Expenditures:</b>			
Contractual Services	\$ 47,924	\$ 12,604	26.30%
Other Costs	2,663	888	33.33%
<b>Total Expenditures</b>	<b>\$ 50,587</b>	<b>\$ 13,492</b>	<b>26.67%</b>
<b>Net Revenue (Shortfall)</b>	<b>\$ (33,610)</b>	<b>\$ (9,179)</b>	<b>-1.27%</b>

**Parking Lots Summary of Cash and Investments**

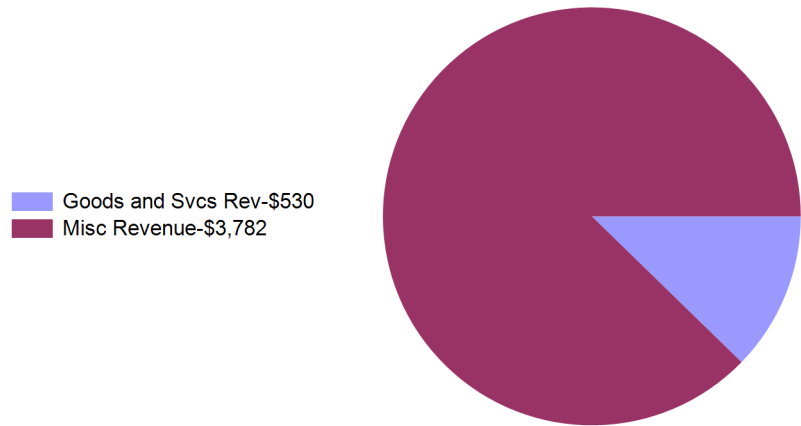
Cash	\$ 3,341
Investments	145,082
	<u><b>\$ 148,423</b></u>

# City of Casper, Wyoming

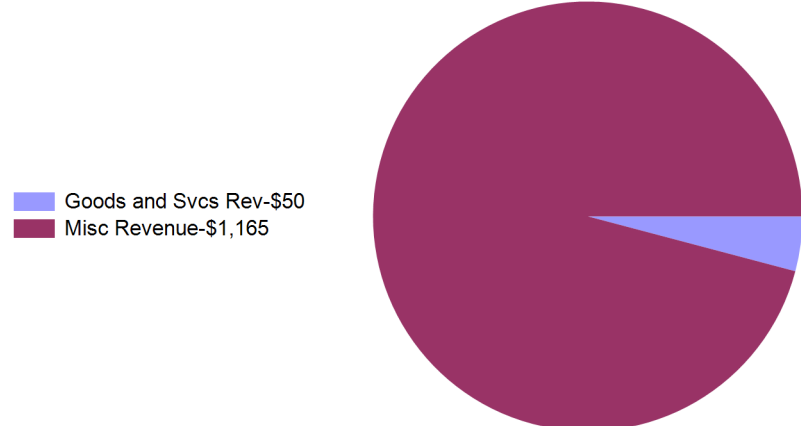
## Parking Lots Summary of Revenues and Expenditures

For Fiscal Year 2023 as of October 31, 2022  
33.33 % OF THE FISCAL YEAR HAS ELAPSED

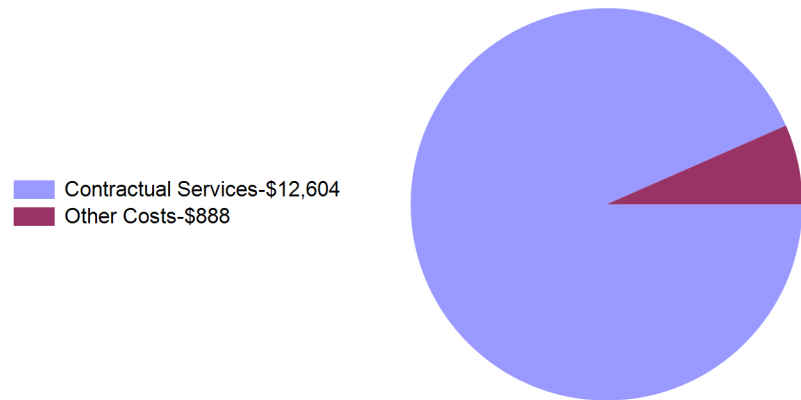
Year To Date Revenues  
\$4,312



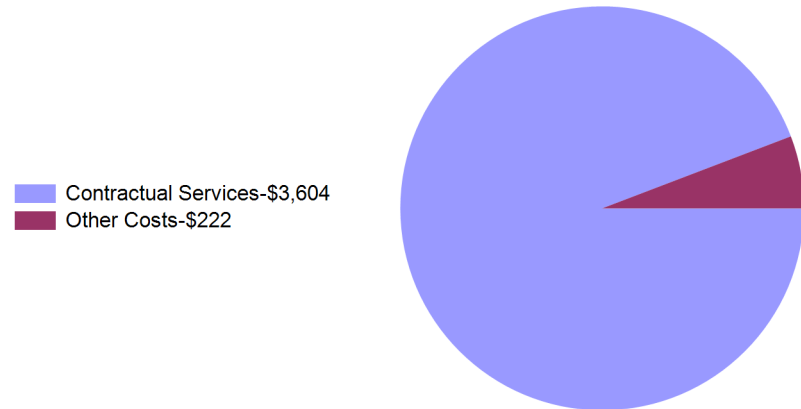
Month To Date Revenues  
\$1,215



Year To Date Expenditures  
\$13,492



Month To Date Expenditures  
\$3,826



# City of Casper, Wyoming

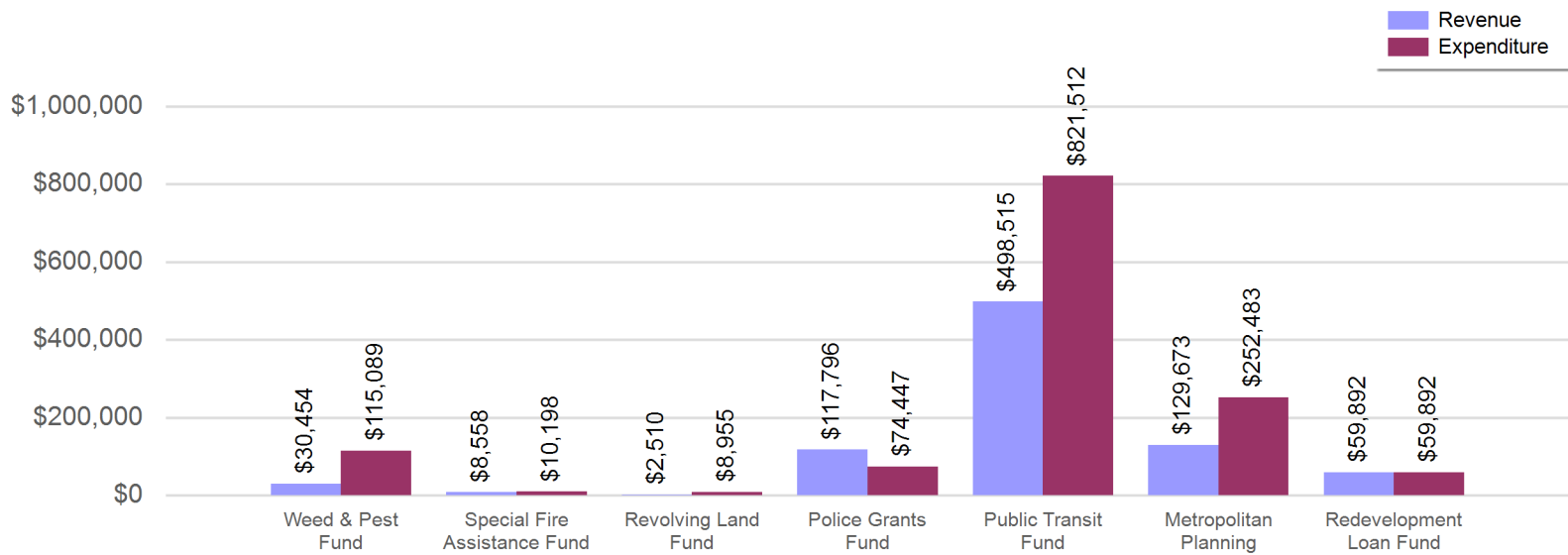
## Special Revenue Funds Consolidated Balance Sheet

For Fiscal Year 2023 as of October 31, 2022  
33.33 % OF THE FISCAL YEAR HAS ELAPSED

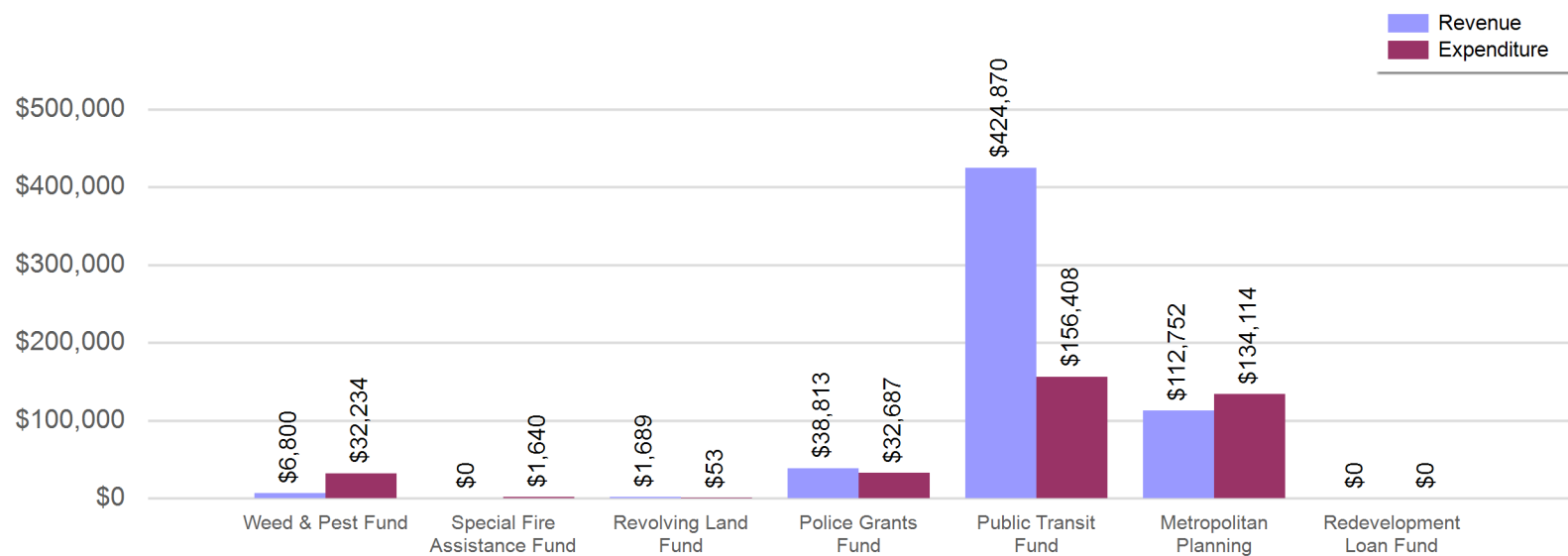
	Weed & Pest Fund	Special Fire Assistance Fund	Revolving Land Fund	Police Grants Fund	Public Transit Fund	Metropolitan Planning	Redevelopment Loan Fund
<b>ASSETS</b>							
Current Assets							
Cash	\$ 194,834	\$ 21,228	\$ 109,716	\$ 49,058	\$ (1,604,962)	\$ 149,448	\$ 100,937
Investments	784,422		706,907				
Market Adjustments	-		-				
Interest Receivable							4,027
Grants Receivable		-		14,643	424,634	116,674	
Loans Receivable							164,000
Accounts Receivable	-			4,999	3,081		
Prepaid Expenses						36,833	
Total Current Assets	<u>979,256</u>	<u>21,228</u>	<u>816,623</u>	<u>68,700</u>	<u>(1,177,247)</u>	<u>302,955</u>	<u>268,964</u>
Total Assets	<u>\$ 979,256</u>	<u>\$ 21,228</u>	<u>\$ 816,623</u>	<u>\$ 68,700</u>	<u>\$ (1,177,247)</u>	<u>\$ 302,955</u>	<u>\$ 268,964</u>
<b>LIABILITIES</b>							
Current Liabilities							
Accounts Payable	\$ 14,723	\$ 1,640	\$ -	\$ 3,959	\$ 44,517	\$ 112,685	\$
Accrued Wages and Benefits Payable	13,996			2,636	48,378	10,567	
Interest Payable							4,027
Deferred Revenue					4,008		
Total Current Liabilities	<u>28,719</u>	<u>1,640</u>	<u>-</u>	<u>6,595</u>	<u>96,904</u>	<u>123,253</u>	<u>4,027</u>
Total Liabilities	<u>\$ 28,719</u>	<u>\$ 1,640</u>	<u>\$ -</u>	<u>\$ 6,595</u>	<u>\$ 96,904</u>	<u>\$ 123,253</u>	<u>\$ 4,027</u>
<b>NET POSITION</b>							
Unrestricted	\$ 950,537	\$ 19,588	\$ 816,623	\$ 62,105	\$ (1,274,151)	\$ 179,703	\$ 264,937
Total Net Position	<u>\$ 950,537</u>	<u>\$ 19,588</u>	<u>\$ 816,623</u>	<u>\$ 62,105</u>	<u>\$ (1,274,151)</u>	<u>\$ 179,703</u>	<u>\$ 264,937</u>

**City of Casper, Wyoming**  
**Special Revenue Funds Funds Revenue and Expenditure Comparison**  
**For Fiscal Year 2023 as of October 31, 2022**  
**33.33 % OF THE FISCAL YEAR HAS ELAPSED**

**Special Revenue Funds YTD Revenue and Expenditure Comparison**



**Special Revenue Funds MTD Revenue and Expenditure Comparison**



**City of Casper, Wyoming**  
**Weed & Pest Fund Statement of Revenues and Expenditures**  
For Fiscal Year 2023 as of October 31, 2022  
33.33 % OF THE FISCAL YEAR HAS ELAPSED

	Revised Budget	Current Year To Date	Current Year % of Budget
<b>Revenues:</b>			
Local Taxes	\$ 800,000	\$ 17,601	2.20%
Misc Revenue	2,897	12,853	443.65%
<b>Total Revenues</b>	<b>\$ 802,897</b>	<b>\$ 30,454</b>	<b>3.79%</b>

	Revised Budget	Current Year To Date	Current Year % of Budget
<b>Expenditures:</b>			
Personnel Services	\$ 303,560	\$ 80,724	26.59%
Materials & Supplies	87,616	10,717	12.23%
Contractual Services	112,886	18,197	16.12%
Capital Outlay	207,000	-	0.00%
Other Costs	14,253	3,303	23.17%
Utility Expense	300	2,148	715.94%
<b>Total Expenditures</b>	<b>\$ 725,615</b>	<b>\$ 115,089</b>	<b>15.86%</b>
<b>Net Revenue (Shortfall)</b>	<b>\$ 77,282</b>	<b>\$ (84,636)</b>	<b>-12.07%</b>

**Weed & Pest Fund Summary of Cash and Investments**

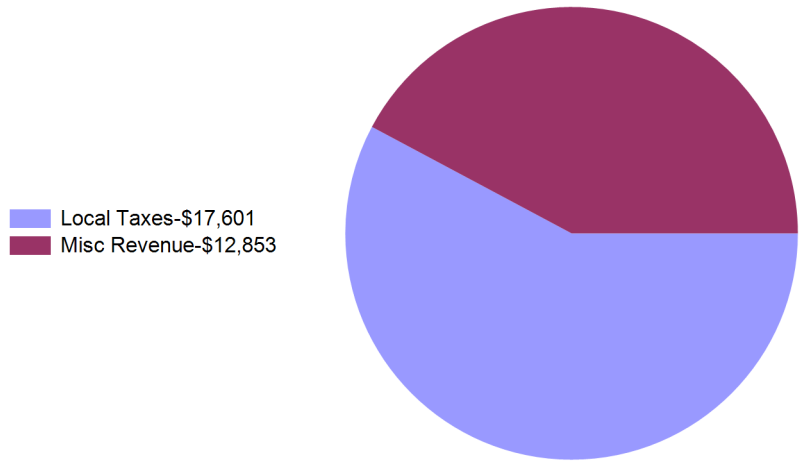
Cash	\$ 194,834
Investments	784,422
	<u>\$ 979,256</u>

# City of Casper, Wyoming

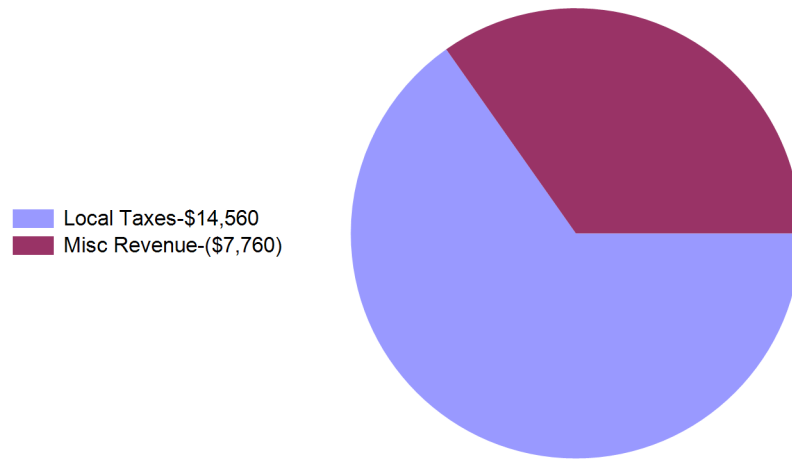
## Weed & Pest Fund Summary of Revenues and Expenditures

For Fiscal Year 2023 as of October 31, 2022  
33.33 % OF THE FISCAL YEAR HAS ELAPSED

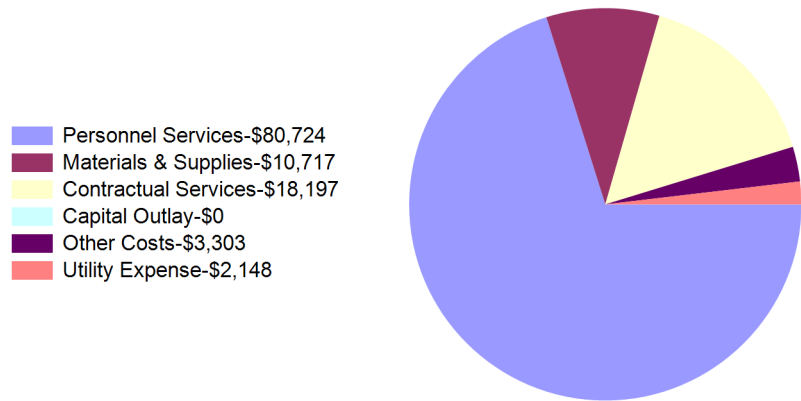
Year To Date Revenues  
\$30,454



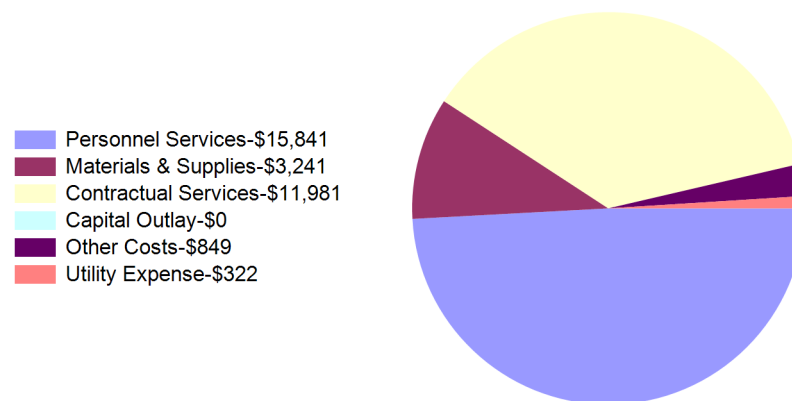
Month To Date Revenues  
\$6,800



Year To Date Expenditures  
\$115,089



Month To Date Expenditures  
\$32,234



**City of Casper, Wyoming**  
**Special Fire Assistance Fund Statement of Revenues and Expenditures**  
For Fiscal Year 2023 as of October 31, 2022  
33.33 % OF THE FISCAL YEAR HAS ELAPSED

	Revised Budget	Current Year To Date	Current Year % of Budget
<b>Revenues:</b>			
Intergovernmental	\$ 351,087	\$ 8,558	2.44%
Misc Revenue	109,985	-	0.00%
<b>Total Revenues</b>	<b>\$ 461,072</b>	<b>\$ 8,558</b>	<b>1.86%</b>
	Revised Budget	Current Year To Date	Current Year % of Budget
<b>Expenditures:</b>			
Personnel Services	\$ 59,985	\$ -	0.00%
Materials & Supplies	200,162	10,198	5.09%
Capital Outlay	200,926	-	0.00%
<b>Total Expenditures</b>	<b>\$ 461,073</b>	<b>\$ 10,198</b>	<b>2.21%</b>
<b>Net Revenue (Shortfall)</b>	<b>\$ (1)</b>	<b>\$ (1,640)</b>	<b>-0.36%</b>

**Special Fire Assistance Fund Summary of Cash and Investments**

Cash	\$ 21,228
Investments	-
	<u>\$ 21,228</u>

# City of Casper, Wyoming

## Special Fire Assistance Fund Summary of Revenues and Expenditures

For Fiscal Year 2023 as of October 31, 2022  
33.33 % OF THE FISCAL YEAR HAS ELAPSED

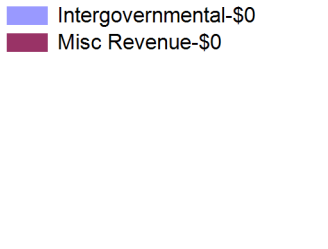
Year To Date Revenues  
\$8,558

Month To Date Revenues  
\$0

Intergovernmental-\$8,558  
Misc Revenue-\$0




Intergovernmental-\$0  
Misc Revenue-\$0



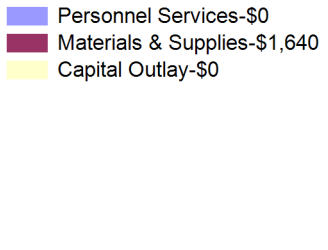
Year To Date Expenditures  
\$10,198

Month To Date Expenditures  
\$1,640

Personnel Services-\$0  
Materials & Supplies-\$10,198  
Capital Outlay-\$0



Personnel Services-\$0  
Materials & Supplies-\$1,640  
Capital Outlay-\$0





**City of Casper, Wyoming**  
**Revolving Land Fund Statement of Revenues and Expenditures**  
For Fiscal Year 2023 as of October 31, 2022  
33.33 % OF THE FISCAL YEAR HAS ELAPSED

	Revised Budget	Current Year To Date	Current Year % of Budget
<b>Revenues:</b>			
Misc Revenue	\$ 5,849	\$ 2,510	42.91%
Other Sources	1,725,000	-	0.00%
<b>Total Revenues</b>	<b>\$ 1,730,849</b>	<b>\$ 2,510</b>	<b>0.15%</b>
	Revised Budget	Current Year To Date	Current Year % of Budget
<b>Expenditures:</b>			
Contractual Services	\$ 45,295	\$ 8,955	19.77%
Capital Outlay	645,000	-	0.00%
<b>Total Expenditures</b>	<b>\$ 690,295</b>	<b>\$ 8,955</b>	<b>1.30%</b>
<b>Net Revenue (Shortfall)</b>	<b>\$ 1,040,554</b>	<b>\$ (6,445)</b>	<b>-1.15%</b>

**Revolving Land Fund Summary of Cash and Investments**

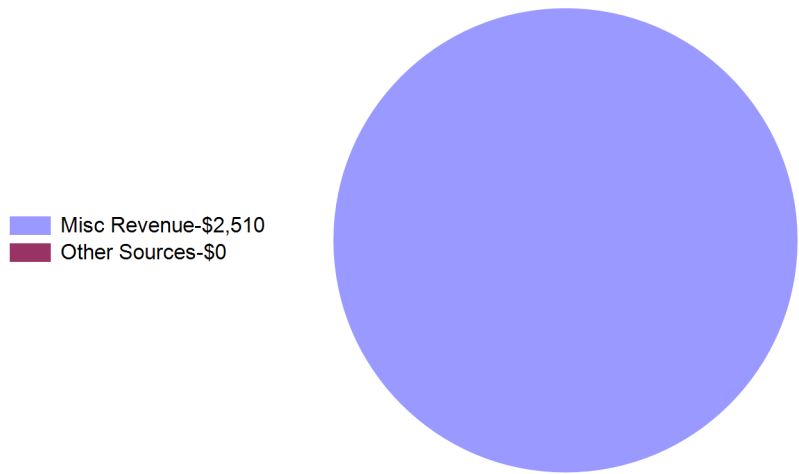
Cash	\$ 109,716
Investments	706,907
	<u>\$ 816,623</u>

# City of Casper, Wyoming

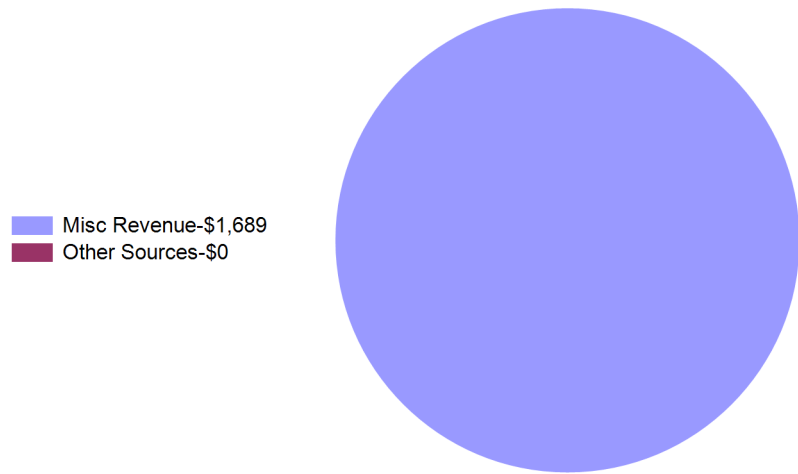
## Revolving Land Fund Summary of Revenues and Expenditures

For Fiscal Year 2023 as of October 31, 2022  
33.33 % OF THE FISCAL YEAR HAS ELAPSED

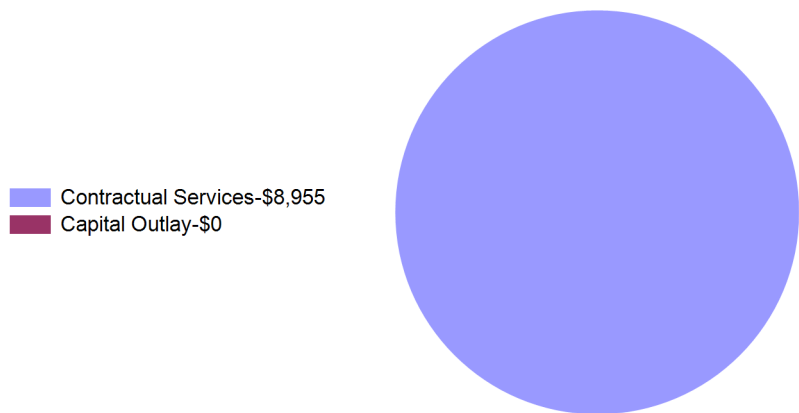
Year To Date Revenues  
\$2,510



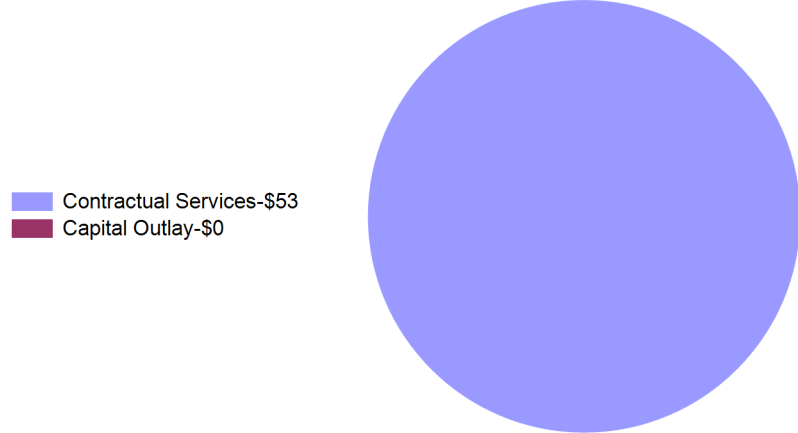
Month To Date Revenues  
\$1,689



Year To Date Expenditures  
\$8,955



Month To Date Expenditures  
\$53



**City of Casper, Wyoming**  
**Police Grants Fund Statement of Revenues and Expenditures**  
For Fiscal Year 2023 as of October 31, 2022  
33.33 % OF THE FISCAL YEAR HAS ELAPSED

	Revised Budget	Current Year To Date	Current Year % of Budget
<b>Revenues:</b>			
Intergovernmental	\$ 207,416	\$ 52,512	25.32%
Misc Revenue	-	60,253	
Other Sources	15,093	5,031	33.33%
<b>Total Revenues</b>	<b>\$ 222,509</b>	<b>\$ 117,796</b>	<b>52.94%</b>
	Revised Budget	Current Year To Date	Current Year % of Budget
<b>Expenditures:</b>			
Personnel Services	\$ 177,209	\$ 33,570	18.94%
Materials & Supplies	6,700	4,826	72.04%
Contractual Services	37,000	35,367	95.59%
Capital Outlay	-	685	
Other Costs	1,600	-	0.00%
<b>Total Expenditures</b>	<b>\$ 222,509</b>	<b>\$ 74,447</b>	<b>33.46%</b>
<b>Net Revenue (Shortfall)</b>	<b>\$ -</b>	<b>\$ 43,348</b>	<b>19.48%</b>

**Police Grants Fund Summary of Cash and Investments**

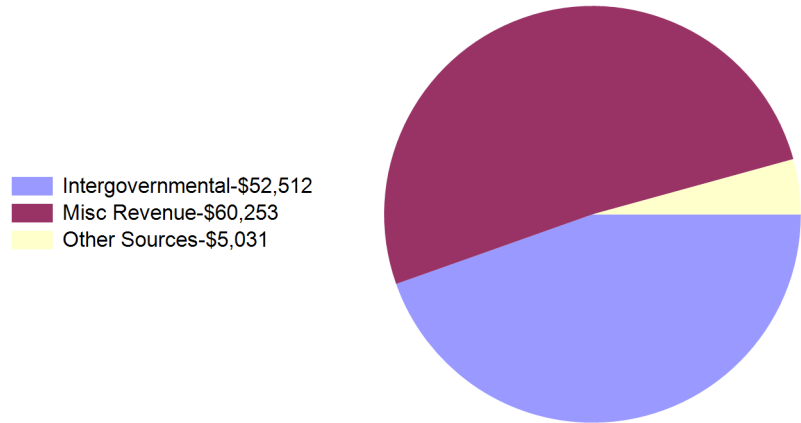
Cash	\$ 49,058
Investments	-
	<u><b>\$ 49,058</b></u>

# City of Casper, Wyoming

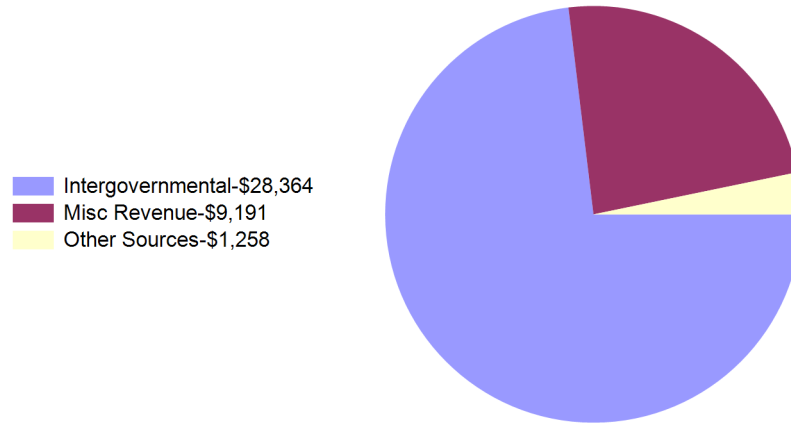
## Police Grants Fund Summary of Revenues and Expenditures

For Fiscal Year 2023 as of October 31, 2022  
33.33 % OF THE FISCAL YEAR HAS ELAPSED

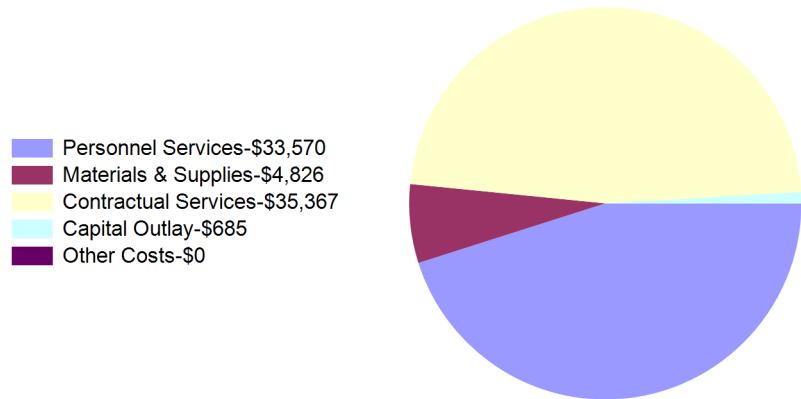
Year To Date Revenues  
\$117,796



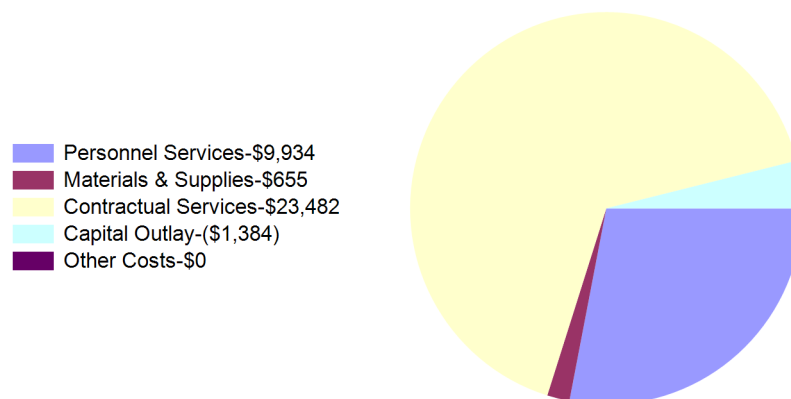
Month To Date Revenues  
\$38,813



Year To Date Expenditures  
\$74,447



Month To Date Expenditures  
\$32,687



**City of Casper, Wyoming**  
**Public Transit Fund Statement of Revenues and Expenditures**  
For Fiscal Year 2023 as of October 31, 2022  
33.33 % OF THE FISCAL YEAR HAS ELAPSED

	Revised Budget	Current Year To Date	Current Year % of Budget
<b>Revenues:</b>			
Intergovernmental	\$ 3,586,542	\$ 399,900	11.15%
Goods and Svcs Rev	90,000	36,747	40.83%
Misc Revenue	150,852	-	0.00%
Other Sources	458,485	61,867	13.49%
<b>Total Revenues</b>	<b>\$ 4,285,879</b>	<b>\$ 498,515</b>	<b>11.63%</b>

	Revised Budget	Current Year To Date	Current Year % of Budget
<b>Expenditures:</b>			
Personnel Services	\$ 1,828,159	\$ 602,732	32.97%
Materials & Supplies	237,647	49,636	20.89%
Contractual Services	311,833	49,795	15.97%
Capital Outlay	1,855,899	111,411	6.00%
Other Costs	152,303	6,090	4.00%
Utility Expense	17,600	1,849	10.50%
<b>Total Expenditures</b>	<b>\$ 4,403,441</b>	<b>\$ 821,512</b>	<b>18.66%</b>
<b>Net Revenue (Shortfall)</b>	<b>\$ (117,562)</b>	<b>\$ (322,997)</b>	<b>-7.02%</b>

**Public Transit Fund Summary of Cash and Investments**

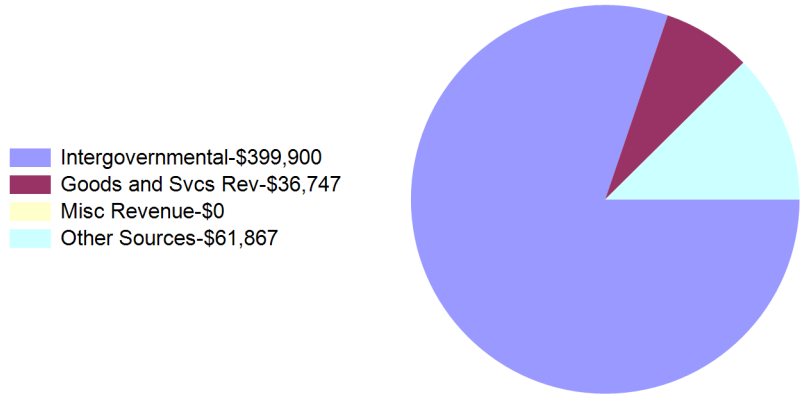
Cash	\$ (1,604,962)
Investments	-
	<u><b>\$ (1,604,962)</b></u>

# City of Casper, Wyoming

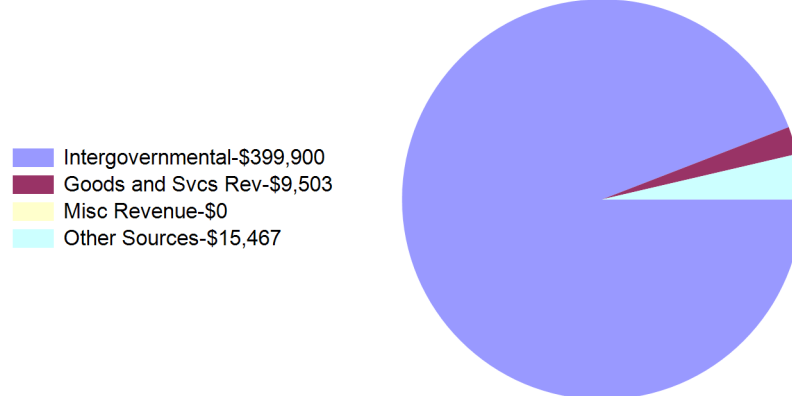
## Public Transit Fund Summary of Revenues and Expenditures

For Fiscal Year 2023 as of October 31, 2022  
33.33 % OF THE FISCAL YEAR HAS ELAPSED

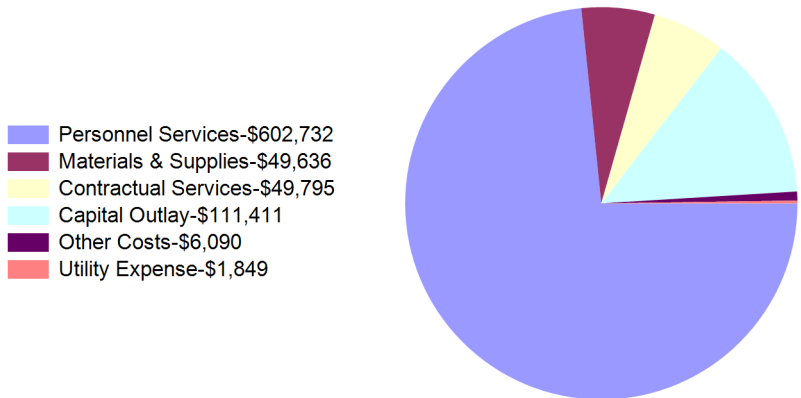
Year To Date Revenues  
\$498,515



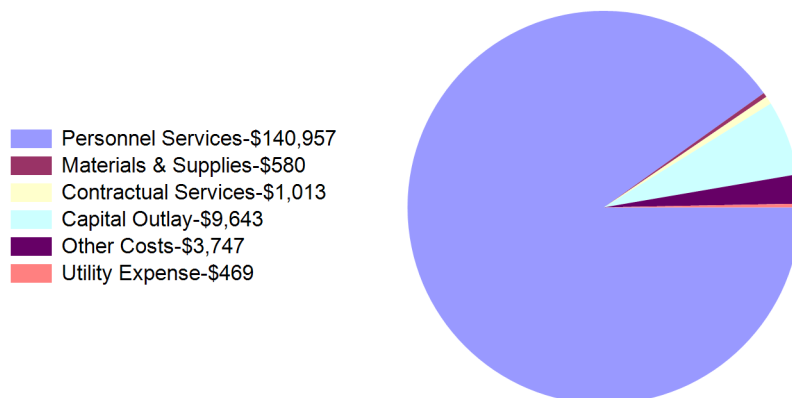
Month To Date Revenues  
\$424,870



Year To Date Expenditures  
\$821,512



Month To Date Expenditures  
\$156,408



**City of Casper, Wyoming**  
**Metropolitan Planning Fund Statement of Revenues and Expenditures**  
For Fiscal Year 2023 as of October 31, 2022  
33.33 % OF THE FISCAL YEAR HAS ELAPSED

	Revised Budget	Current Year To Date	Current Year % of Budget
<b>Revenues:</b>			
Intergovernmental	\$ 1,457,634	\$ 107,111	7.35%
Misc Revenue	24,642	-	0.00%
Other Sources	67,684	22,561	33.33%
<b>Total Revenues</b>	<b>\$ 1,549,960</b>	<b>\$ 129,673</b>	<b>8.37%</b>
	Revised Budget	Current Year To Date	Current Year % of Budget
<b>Expenditures:</b>			
Personnel Services	\$ 370,017	\$ 99,081	26.78%
Materials & Supplies	8,000	988	12.35%
Contractual Services	2,000	435	21.73%
Capital Outlay	1,167,741	147,200	12.61%
Other Costs	13,910	4,779	34.36%
<b>Total Expenditures</b>	<b>\$ 1,561,668</b>	<b>\$ 252,483</b>	<b>16.17%</b>
<b>Net Revenue (Shortfall)</b>	<b>\$ (11,708)</b>	<b>\$ (122,810)</b>	<b>-7.80%</b>

**Metropolitan Planning Fund Summary of Cash and Investments**

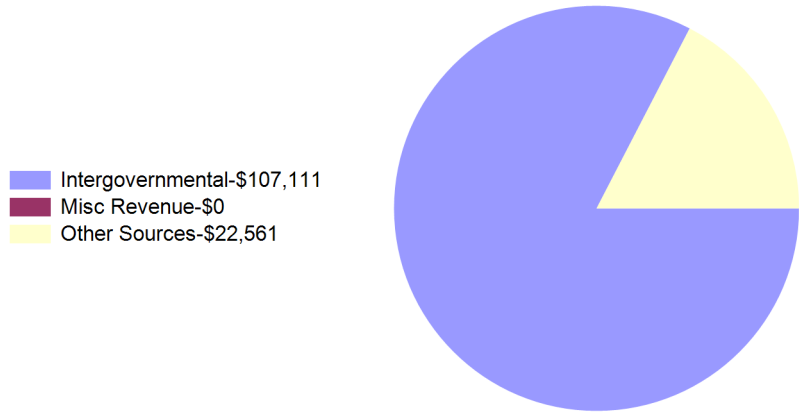
Cash	\$ 149,448
Investments	-
	<u><b>\$ 149,448</b></u>

# City of Casper, Wyoming

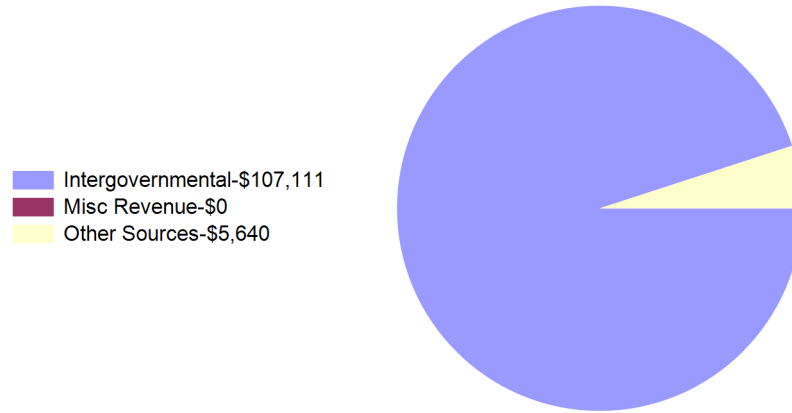
## Metropolitan Planning Fund Summary of Revenues and Expenditures

For Fiscal Year 2023 as of October 31, 2022  
33.33 % OF THE FISCAL YEAR HAS ELAPSED

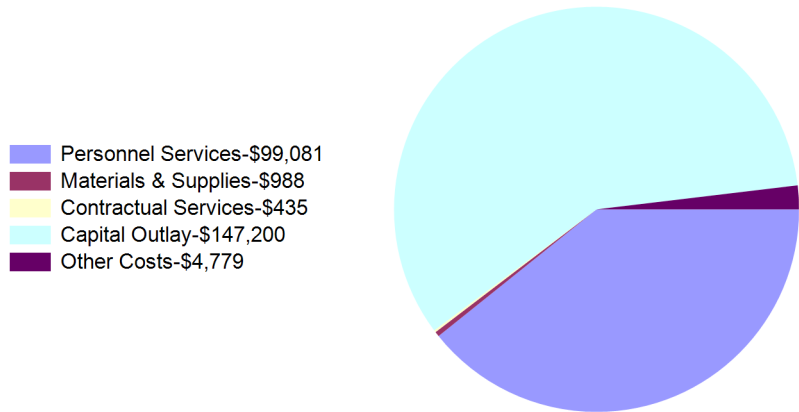
Year To Date Revenues  
\$129,673



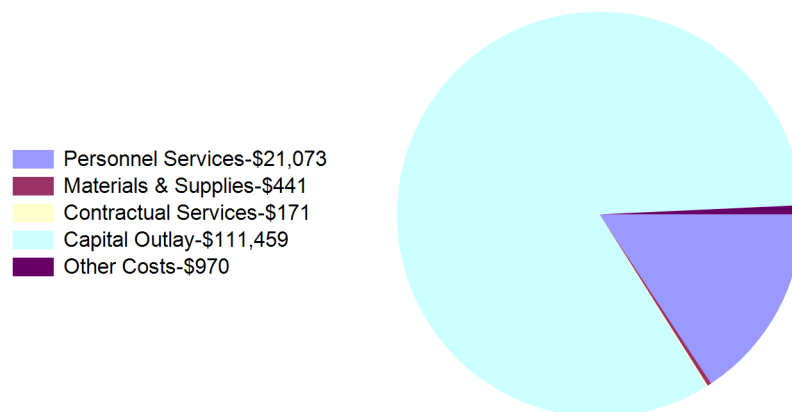
Month To Date Revenues  
\$112,752



Year To Date Expenditures  
\$252,483



Month To Date Expenditures  
\$134,114





City of Casper, Wyoming

Redevelopment Loan Fund Statement of Revenues and Expenditures

For Fiscal Year 2023 as of October 31, 2022

33.33 % OF THE FISCAL YEAR HAS ELAPSED

	Revised Budget	Current Year To Date	Current Year % of Budget
Revenues:			
Other Sources	\$ 63,157	\$ 59,892	94.83%
Total Revenues	\$ 63,157	\$ 59,892	94.83%
	Revised Budget	Current Year To Date	Current Year % of Budget
Expenditures:			
Debt Service	\$ 63,157	\$ 59,892	94.83%
Total Expenditures	\$ 63,157	\$ 59,892	94.83%
Net Revenue (Shortfall)	\$ -	\$ -	0.00%

Redevelopment Loan Fund Summary of Cash and Investments

Cash	\$ 100,937
Investments	-
	<u>\$ 100,937</u>

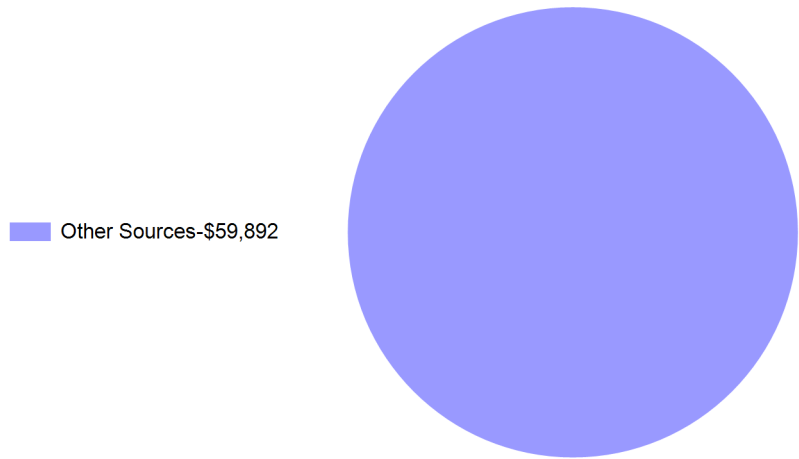
# City of Casper, Wyoming

## Redevelopment Loan Fund Summary of Revenues and Expenditures

For Fiscal Year 2023 as of October 31, 2022  
33.33 % OF THE FISCAL YEAR HAS ELAPSED

Year To Date Revenues  
\$59,892

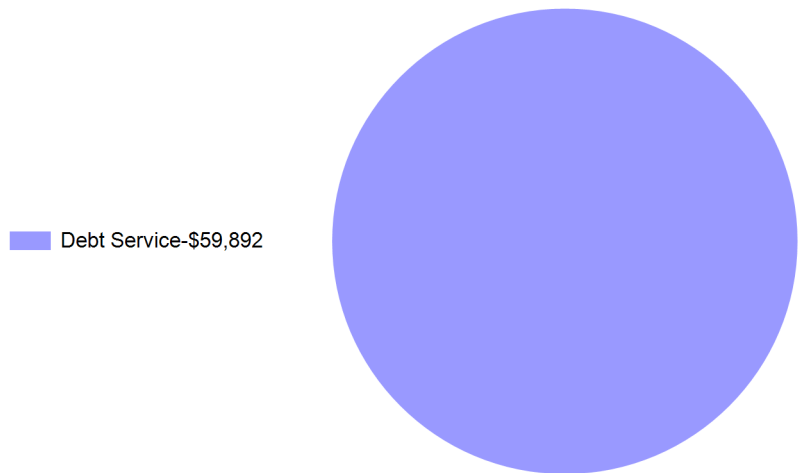
Month To Date Revenues  
\$0



Other Sources-\$0

Year To Date Expenditures  
\$59,892

Month To Date Expenditures  
\$0



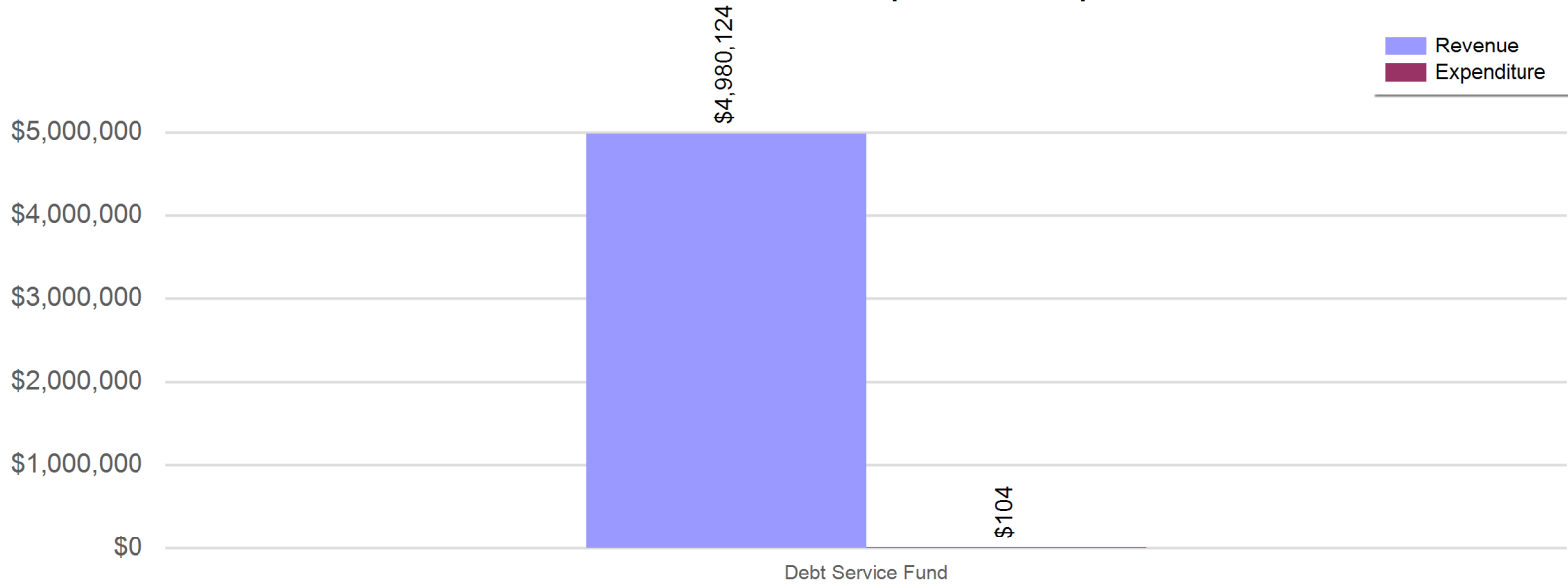
Debt Service-\$0

**City of Casper, Wyoming**  
**Debt Service Funds Balance Sheet**  
For Fiscal Year 2023 as of October 31, 2022  
33.33 % OF THE FISCAL YEAR HAS ELAPSED

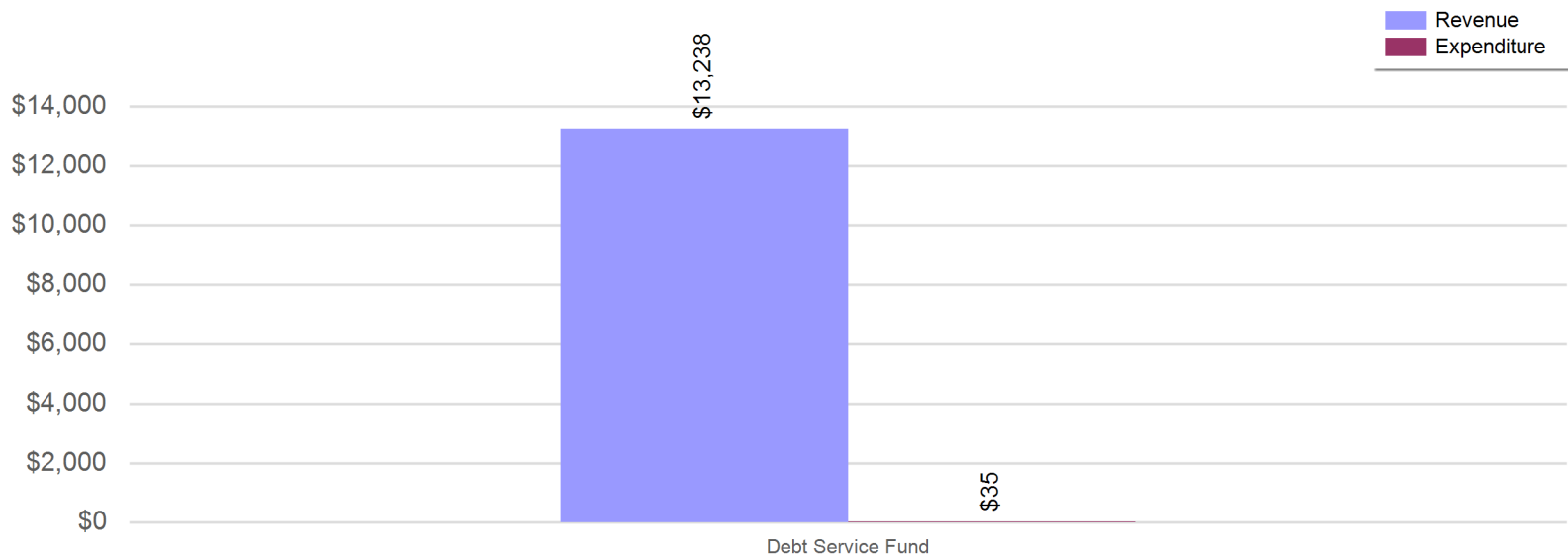
	<u>Debt Service Fund</u>
<b>ASSETS</b>	
Current Assets	
Cash	\$ 217,289
Investments	5,540,399
Market Adjustments	-
Interest Receivable	9,176
Loans Receivable	116,835
Accounts Receivable	(23,665)
Total Current Assets	<u>5,860,034</u>
Total Assets	<u>\$ 5,860,034</u>
<b>LIABILITIES</b>	
Current Liabilities	
Accounts Payable	\$ -
Deferred Revenue	116,164
Total Current Liabilities	<u>116,164</u>
Total Liabilities	<u>\$ 116,164</u>
<b>NET POSITION</b>	
Unrestricted	\$ 5,743,870
Total Net Position	<u>\$ 5,743,870</u>

**City of Casper, Wyoming**  
**Debt Service Funds Revenue and Expenditure Comparison**  
**For Fiscal Year 2023 as of October 31, 2022**  
**33.33 % OF THE FISCAL YEAR HAS ELAPSED**

**Debt Service Funds YTD Revenue and Expenditure Comparison**



**Debt Service Funds MTD Revenue and Expenditure Comparison**



**City of Casper, Wyoming**  
**Local Assessment District Fund Statement of Revenues and Expenditures**  
For Fiscal Year 2023 as of October 31, 2022  
33.33 % OF THE FISCAL YEAR HAS ELAPSED

	<u>Revised Budget</u>	<u>Current Year To Date</u>	<u>Current Year % of Budget</u>
<b>Revenues:</b>			
Misc Revenue	\$ 108,788	\$ 23,652	21.74%
Other Sources	4,956,472	4,956,472	100.00%
<b>Total Revenues</b>	<b>\$ 5,065,260</b>	<b>\$ 4,980,124</b>	<b>98.32%</b>
	<u>Revised Budget</u>	<u>Current Year To Date</u>	<u>Current Year % of Budget</u>
<b>Expenditures:</b>			
Contractual Services	\$ 6,538	\$ 104	1.59%
Debt Service	364,706	-	0.00%
Transfers Out	118,374	-	0.00%
<b>Total Expenditures</b>	<b>\$ 489,618</b>	<b>\$ 104</b>	<b>0.02%</b>
<b>Net Revenue (Shortfall)</b>	<b>\$ 4,575,642</b>	<b>\$ 4,980,020</b>	<b>98.30%</b>

**Local Assessment District Fund Summary of Cash and Investments**

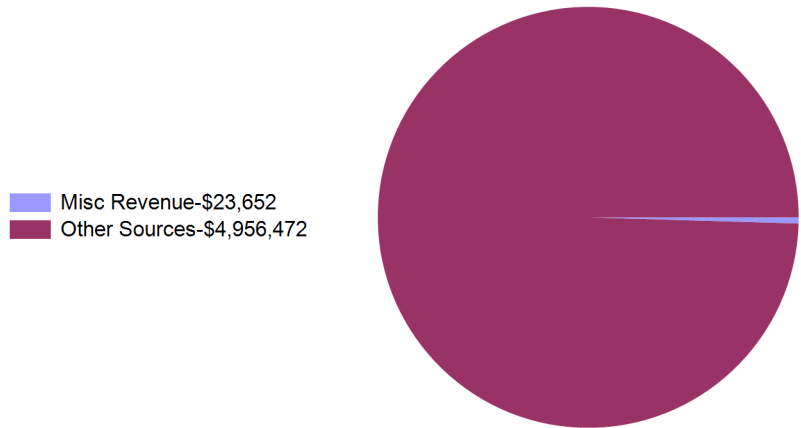
Cash	\$ 217,289
Investments	5,540,399
	<u>\$ 5,757,687</u>

# City of Casper, Wyoming

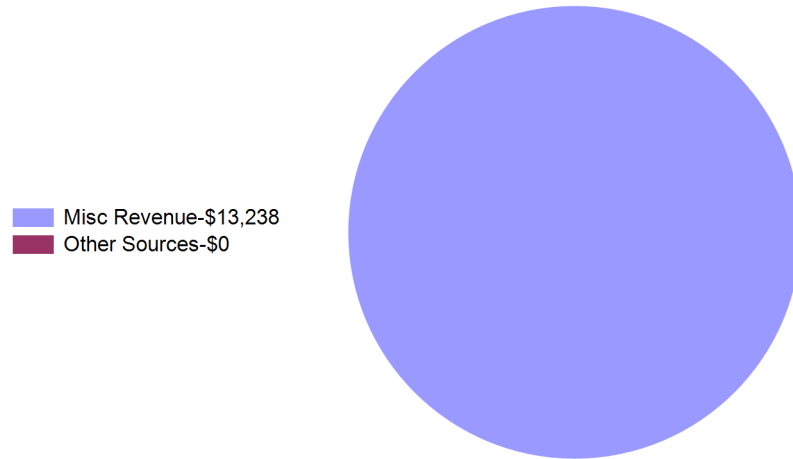
## Local Assessment District Fund Summary of Revenues and Expenditures

For Fiscal Year 2023 as of October 31, 2022  
33.33 % OF THE FISCAL YEAR HAS ELAPSED

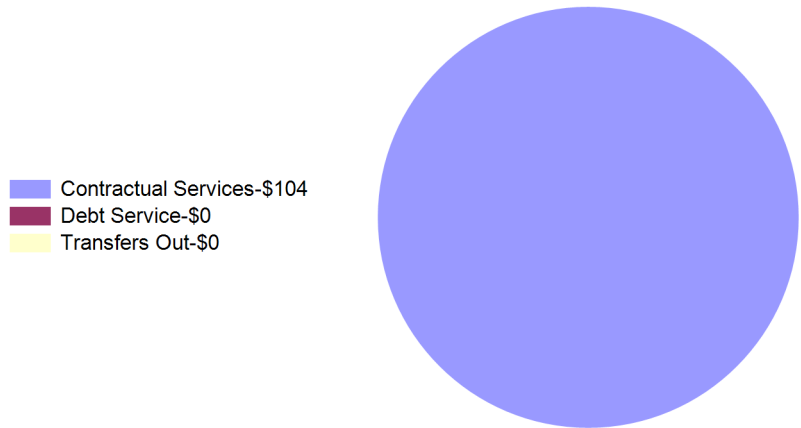
Year To Date Revenues  
\$4,980,124



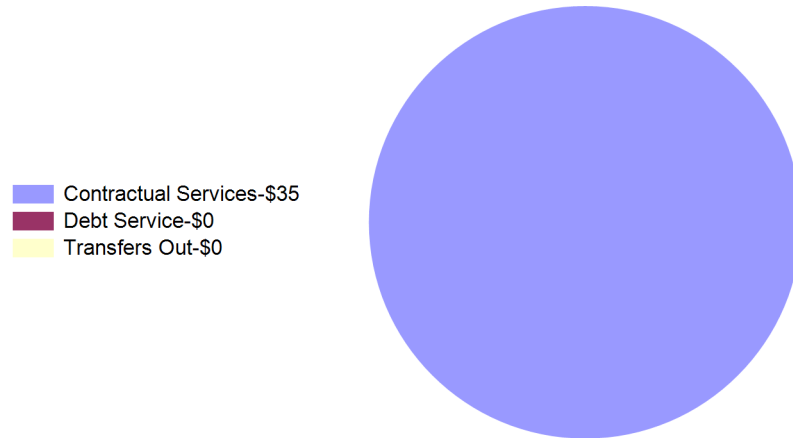
Month To Date Revenues  
\$13,238



Year To Date Expenditures  
\$104



Month To Date Expenditures  
\$35



# City of Casper, Wyoming

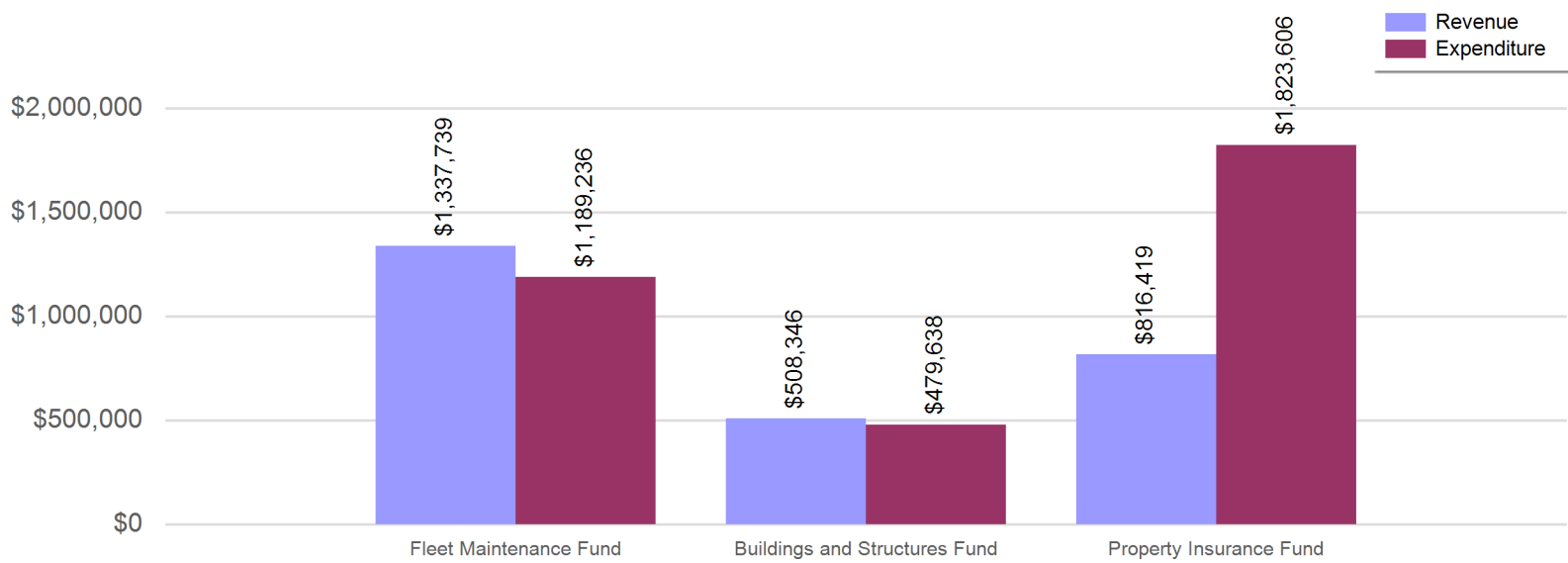
## Internal Service Funds Consolidated Balance Sheet

For Fiscal Year 2023 as of October 31, 2022  
33.33 % OF THE FISCAL YEAR HAS ELAPSED

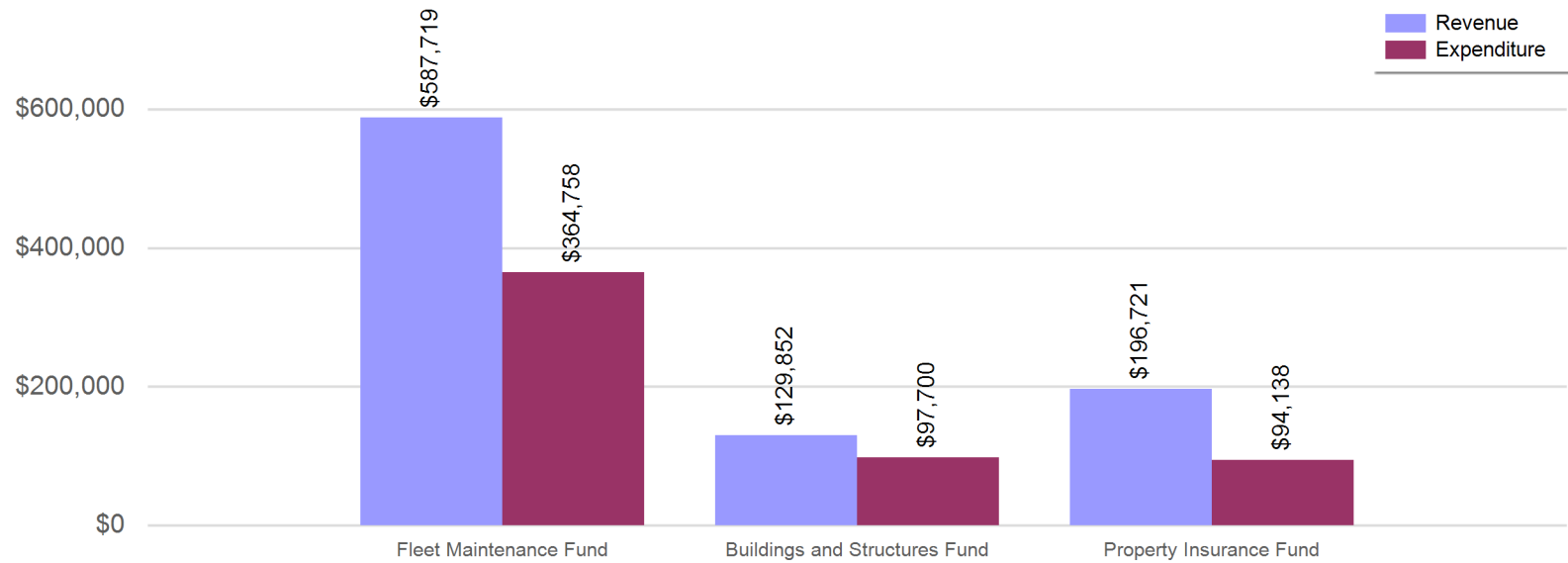
	Fleet Maintenance Fund	Buildings and Structures Fund	Property Insurance Fund
<b>ASSETS</b>			
<b>Current Assets</b>			
Cash	\$ 487,452	\$ 406,818	\$ (704,496)
Inventory	139,481		
Accounts Receivable	53,332	14,514	26,840
Total Current Assets	<u>680,265</u>	<u>421,332</u>	<u>(677,656)</u>
<b>Capital Assets</b>			
Equipment	589,674	199,618	
Accumulated Depreciation	(586,975)	(191,367)	
Total Capital Assets	<u>2,699</u>	<u>8,251</u>	
Total Assets	<u>\$ 682,964</u>	<u>\$ 429,584</u>	<u>\$ (677,656)</u>
<b>DEFERRED OUTFLOWS OF RESOURCES</b>			
Total Deferred Outflows Of Resources	<u>\$ 639,481</u>	<u>\$ 533,259</u>	<u>\$ 71,076</u>
<b>LIABILITIES</b>			
<b>Current Liabilities</b>			
Accounts Payable	\$ 264,895	\$ 31,407	\$ 45,672
Accrued Wages and Benefits Payable	26,703	18,748	9,993
Total Current Liabilities	<u>291,598</u>	<u>50,155</u>	<u>55,664</u>
<b>Non-Current Liabilities</b>			
Accrued Comp ABS	39,163	30,809	9,492
Net Pension Liability	443,722	304,485	165,248
Net OPEB Liability	659,074	565,856	42,975
Total Non-Current Liabilities	<u>1,141,959</u>	<u>901,151</u>	<u>217,715</u>
Total Liabilities	<u>\$ 1,433,557</u>	<u>\$ 951,305</u>	<u>\$ 273,379</u>
<b>DEFERRED INFLOWS OF RESOURCES</b>			
Total Deferred Inflows Of Resources	<u>\$ 410,198</u>	<u>\$ 293,211</u>	<u>\$ 130,351</u>
<b>NET POSITION</b>			
Net Investment in Capital Assets	\$ 2,699	\$ 8,251	\$
Unrestricted	(524,009)	(289,924)	(1,010,311)
Total Net Position	<u>\$ (521,311)</u>	<u>\$ (281,673)</u>	<u>\$ (1,010,311)</u>

**City of Casper, Wyoming**  
**Internal Service Funds Revenue and Expenditure Comparison**  
**For Fiscal Year 2023 as of October 31, 2022**  
**33.33 % OF THE FISCAL YEAR HAS ELAPSED**

**Internal Service Funds YTD Revenue and Expenditure Comparison**



**Internal Service Funds MTD Revenue and Expenditure Comparison**





**City of Casper, Wyoming**  
**Fleet Maintenance Fund Statement of Revenues and Expenditures**  
For Fiscal Year 2023 as of October 31, 2022  
33.33 % OF THE FISCAL YEAR HAS ELAPSED

	Revised Budget	Current Year To Date	Current Year % of Budget
<b>Revenues:</b>			
Goods and Svcs Rev	\$ 2,445,927	\$ 934,010	38.19%
Misc Revenue	972,000	403,729	41.54%
<b>Total Revenues</b>	<b>\$ 3,417,927</b>	<b>\$ 1,337,739</b>	<b>39.14%</b>
	Revised Budget	Current Year To Date	Current Year % of Budget
<b>Expenditures:</b>			
Personnel Services	\$ 969,340	\$ 309,712	31.95%
Materials & Supplies	1,825,001	675,564	37.02%
Contractual Services	570,811	179,656	31.47%
Other Costs	31,475	12,158	38.63%
Utility Expense	21,300	12,146	57.02%
<b>Total Expenditures</b>	<b>\$ 3,417,927</b>	<b>\$ 1,189,236</b>	<b>34.79%</b>
<b>Net Revenue (Shortfall)</b>	<b>\$ -</b>	<b>\$ 148,502</b>	<b>4.34%</b>

**Fleet Maintenance Fund Summary of Cash and Investments**

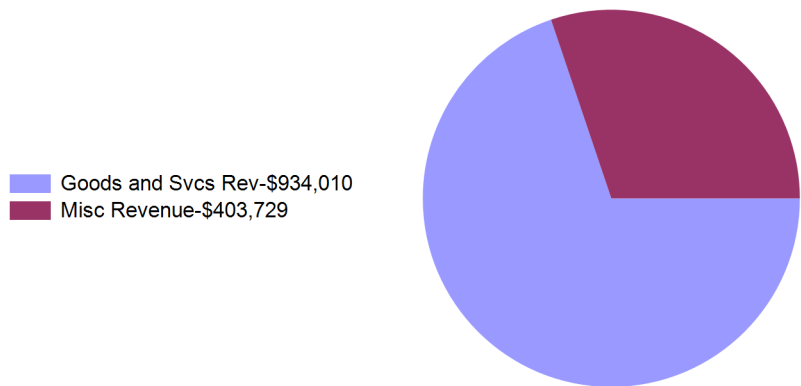
Cash	\$ 487,452
Investments	-
	<u><b>\$ 487,452</b></u>

# City of Casper, Wyoming

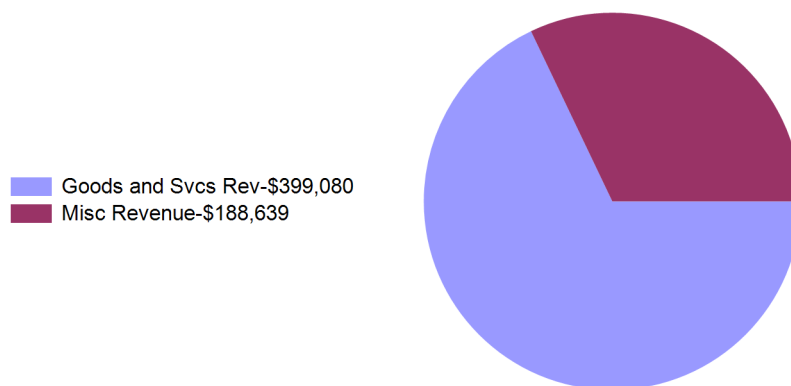
## Fleet Maintenance Fund Summary of Revenues and Expenditures

For Fiscal Year 2023 as of October 31, 2022  
33.33 % OF THE FISCAL YEAR HAS ELAPSED

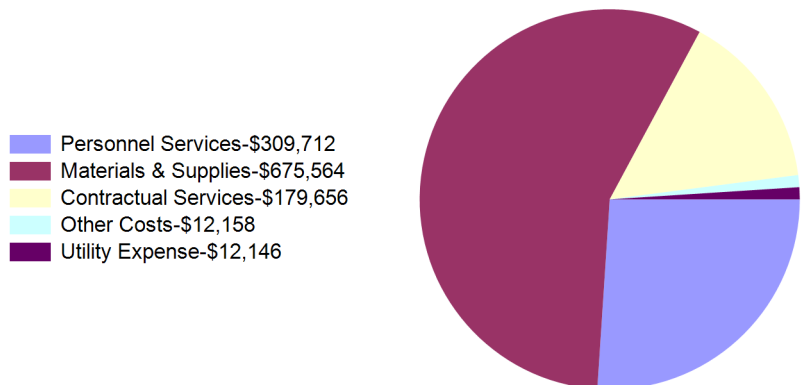
Year To Date Revenues  
\$1,337,739



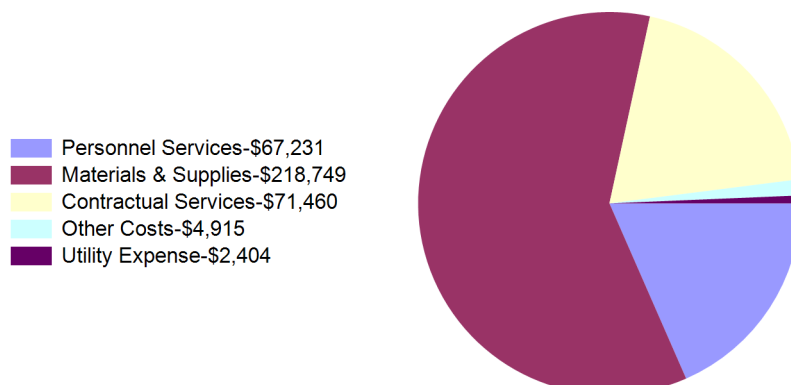
Month To Date Revenues  
\$587,719



Year To Date Expenditures  
\$1,189,236



Month To Date Expenditures  
\$364,758



**City of Casper, Wyoming**  
**Buildings & Structures Fund Statement of Revenues and Expenditures**  
For Fiscal Year 2023 as of October 31, 2022  
33.33 % OF THE FISCAL YEAR HAS ELAPSED

	Revised Budget	Current Year To Date	Current Year % of Budget
<b>Revenues:</b>			
Goods and Svcs Rev	\$ 1,536,459	\$ 504,300	32.82%
Misc Revenue	-	2,400	
Other Sources	4,940	1,647	33.33%
<b>Total Revenues</b>	<b>\$ 1,541,399</b>	<b>\$ 508,346</b>	<b>32.98%</b>

	Revised Budget	Current Year To Date	Current Year % of Budget
<b>Expenditures:</b>			
Personnel Services	\$ 1,066,110	\$ 299,633	28.11%
Materials & Supplies	275,182	115,746	42.06%
Contractual Services	165,371	50,095	30.29%
Capital Outlay	2,611	2,611	100.00%
Transfers Out	3,750	-	0.00%
Other Costs	38,694	10,731	27.73%
Utility Expense	4,196	822	19.58%
<b>Total Expenditures</b>	<b>\$ 1,555,914</b>	<b>\$ 479,638</b>	<b>30.83%</b>
<b>Net Revenue (Shortfall)</b>	<b>\$ (14,515)</b>	<b>\$ 28,708</b>	<b>2.15%</b>

**Buildings & Structures Fund Summary of Cash and Investments**

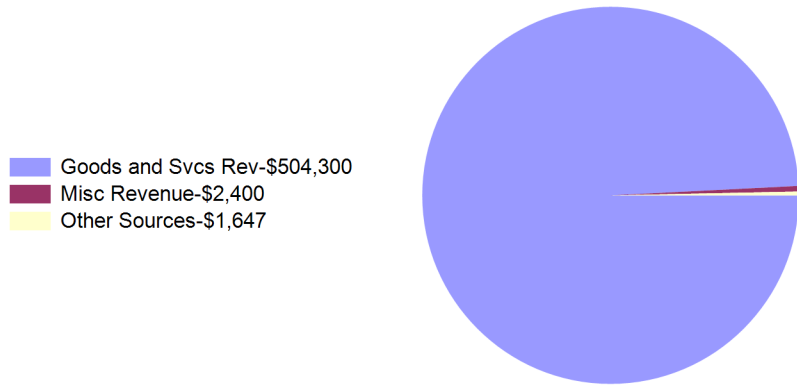
Cash	\$ 406,818
Investments	-
	<u><b>\$ 406,818</b></u>

# City of Casper, Wyoming

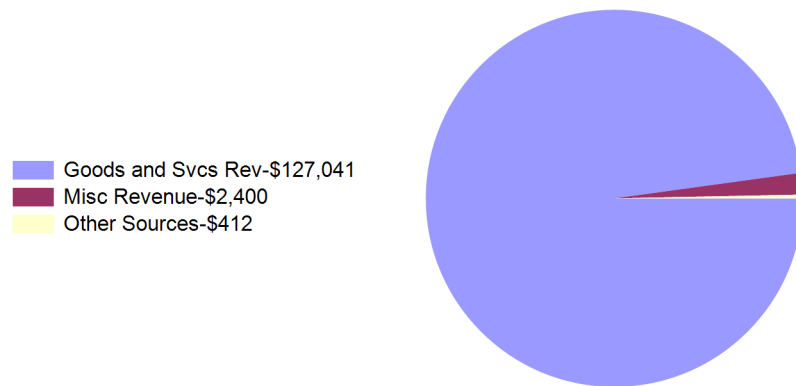
## Buildings & Structures Fund Summary of Revenues and Expenditures

For Fiscal Year 2023 as of October 31, 2022  
33.33 % OF THE FISCAL YEAR HAS ELAPSED

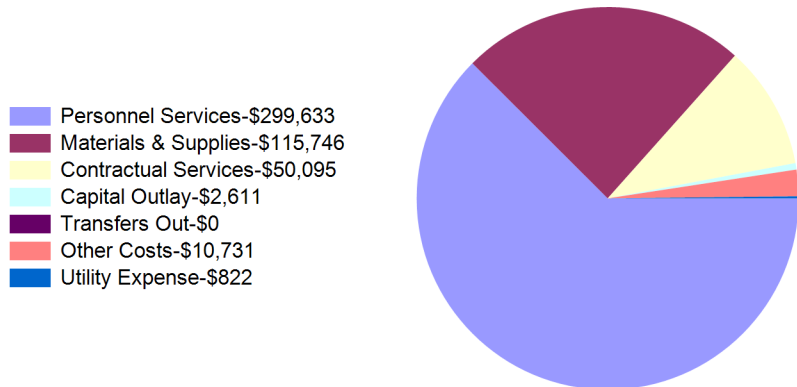
Year To Date Revenues  
\$508,346



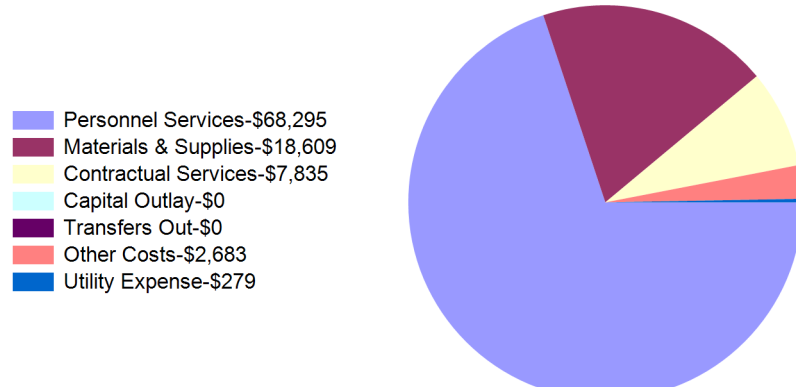
Month To Date Revenues  
\$129,852



Year To Date Expenditures  
\$479,638



Month To Date Expenditures  
\$97,700



**City of Casper, Wyoming**  
**Property Insurance Fund Statement of Revenues and Expenditures**  
For Fiscal Year 2023 as of October 31, 2022  
33.33 % OF THE FISCAL YEAR HAS ELAPSED

	<u>Revised Budget</u>	<u>Current Year To Date</u>	<u>Current Year % of Budget</u>
<b>Revenues:</b>			
Intergovernmental	\$ 10,000	\$ -	0.00%
Goods and Svcs Rev	2,433,512	784,905	32.25%
Misc Revenue	168,500	31,514	18.70%
<b>Total Revenues</b>	<b>\$ 2,612,012</b>	<b>\$ 816,419</b>	<b>31.26%</b>
	<u>Revised Budget</u>	<u>Current Year To Date</u>	<u>Current Year % of Budget</u>
<b>Expenditures:</b>			
Personnel Services	\$ 347,976	\$ 118,324	34.00%
Materials & Supplies	267,775	200,083	74.72%
Contractual Services	107,966	38,229	35.41%
Capital Outlay	148,662	1,745	1.17%
Transfers Out	5,000	-	0.00%
Other Costs	1,487,460	1,464,917	98.48%
Utility Expense	2,150	308	14.33%
<b>Total Expenditures</b>	<b>\$ 2,366,989</b>	<b>\$ 1,823,606</b>	<b>77.04%</b>
<b>Net Revenue (Shortfall)</b>	<b>\$ 245,023</b>	<b>\$ (1,007,187)</b>	<b>-45.79%</b>

**Property Insurance Fund Summary of Cash and Investments**

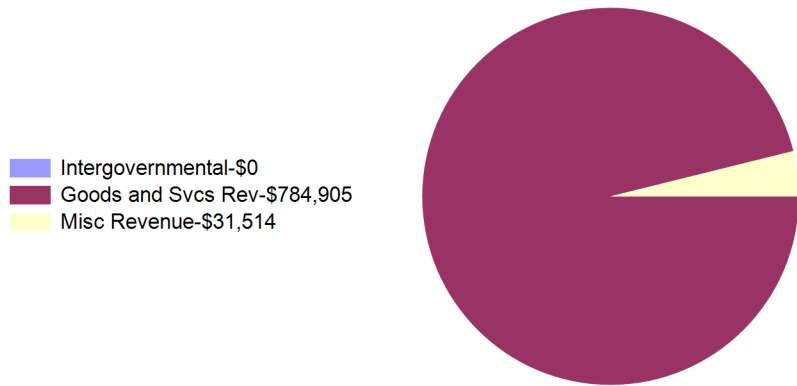
Cash	\$ (704,496)
	<u>\$ (704,496)</u>

# City of Casper, Wyoming

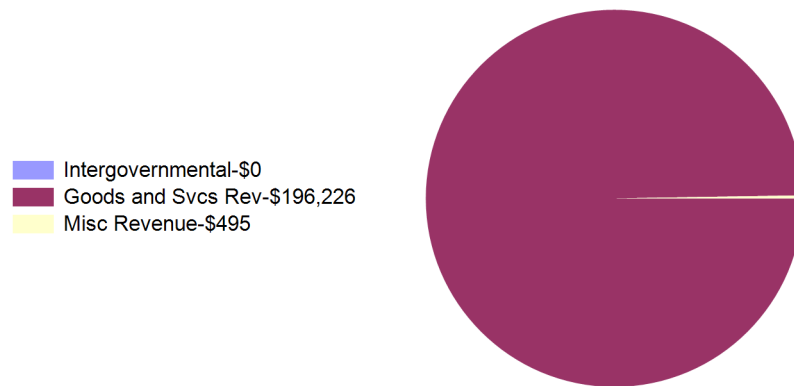
## Property Insurance Fund Summary of Revenues and Expenditures

For Fiscal Year 2023 as of October 31, 2022  
33.33 % OF THE FISCAL YEAR HAS ELAPSED

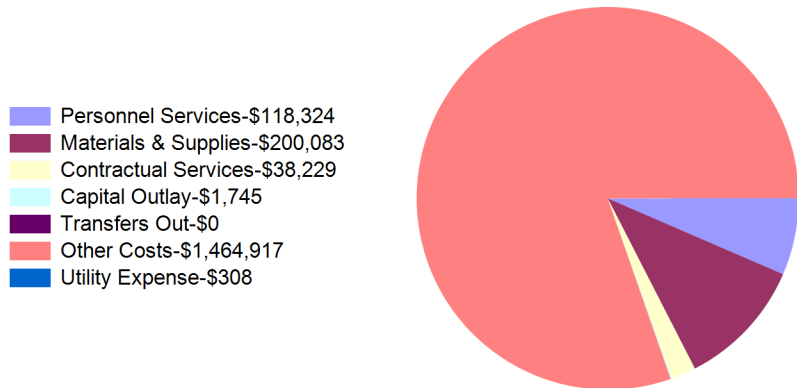
Year To Date Revenues  
\$816,419



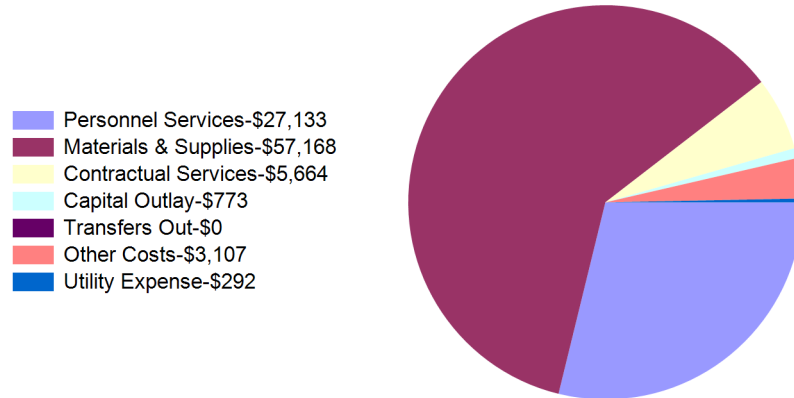
Month To Date Revenues  
\$196,721



Year To Date Expenditures  
\$1,823,606



Month To Date Expenditures  
\$94,138



# City of Casper, Wyoming

## Trust & Agency Funds Consolidated Balance Sheet

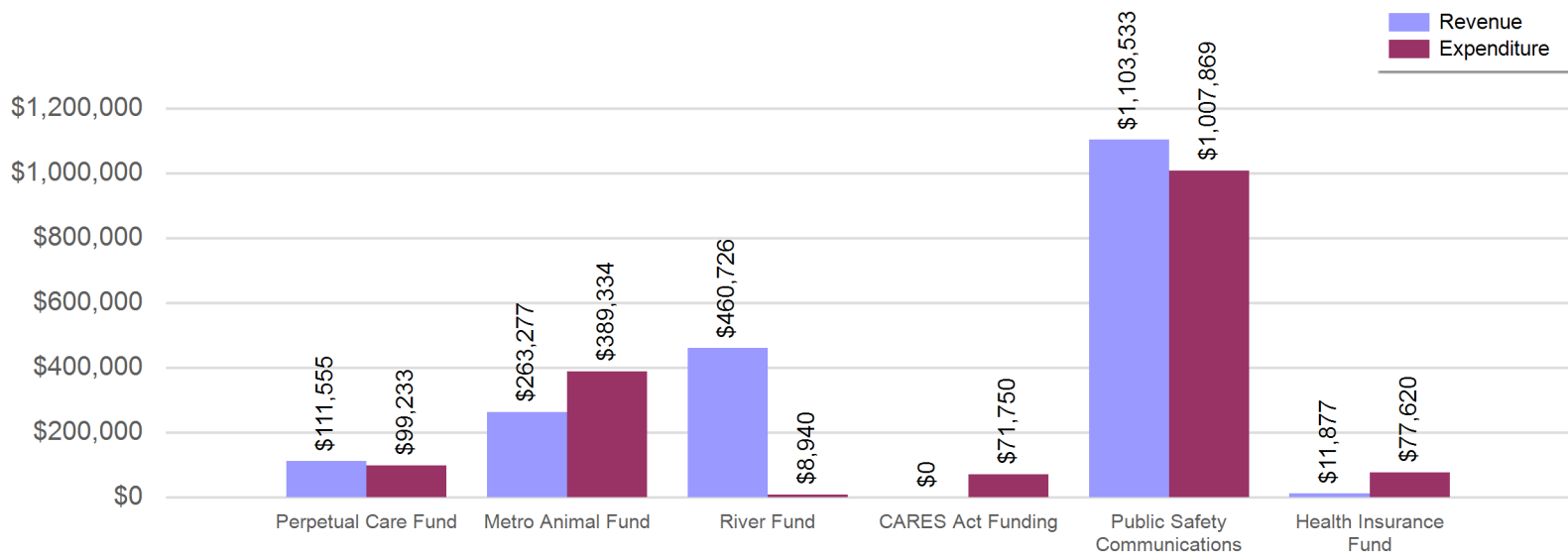
For Fiscal Year 2023 as of October 31, 2022

33.33 % OF THE FISCAL YEAR HAS ELAPSED

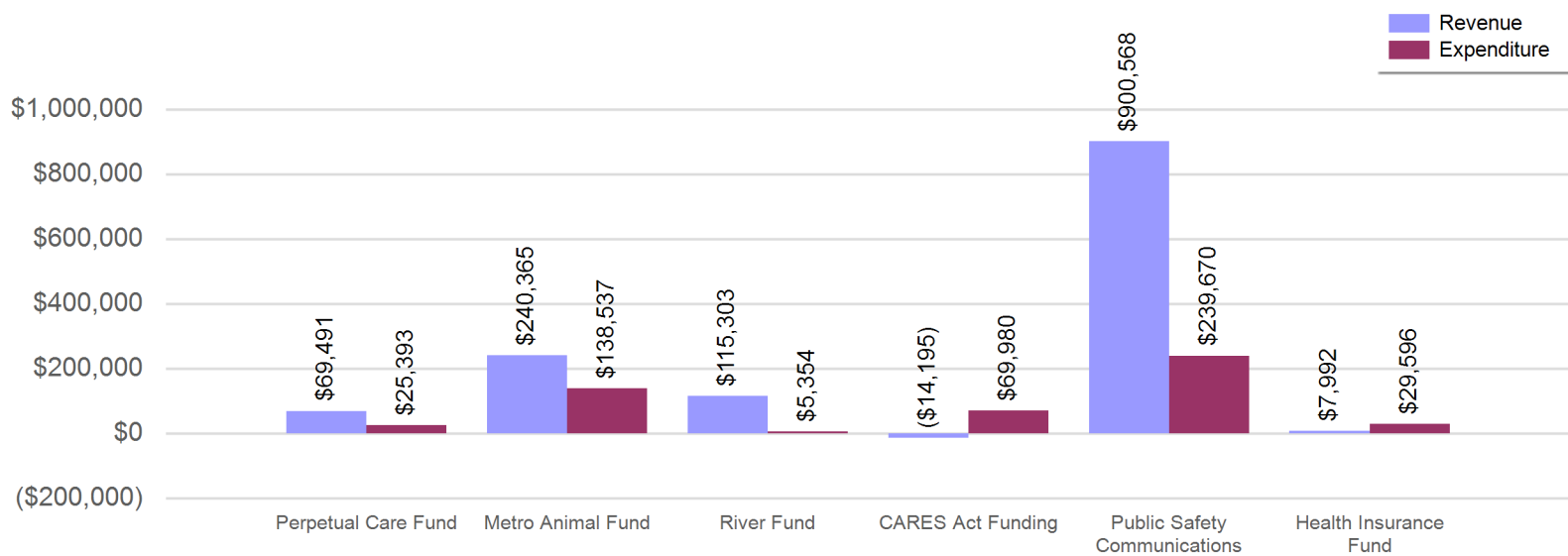
	Perpetual Care Fund	Metro Animal Fund	River Fund	CARES Act Funding	Public Safety Communications	Health Insurance Fund
<b>ASSETS</b>						
<b>Current Assets</b>						
Cash	\$ 670,360	\$ 251,610	\$ 978,166	\$ 37,848	\$ 596,580	\$ 123,406
Investments	28,973,781	541,037	100,124	12,242,707		3,344,992
Market Adjustments	-	-		-		-
Loans Receivable	898,735					
Accounts Receivable	-	65,868	-		318,959	
Prepaid Expenses					35,002	
Total Current Assets	<u>30,542,876</u>	<u>858,516</u>	<u>1,078,291</u>	<u>12,280,556</u>	<u>950,541</u>	<u>3,468,398</u>
Total Assets	<u>\$ 30,542,876</u>	<u>\$ 858,516</u>	<u>\$ 1,078,291</u>	<u>\$ 12,280,556</u>	<u>\$ 950,541</u>	<u>\$ 3,468,398</u>
<b>LIABILITIES</b>						
<b>Current Liabilities</b>						
Accounts Payable	\$ -	\$ 43,330	\$ 4,924	\$ 71,923	\$ 104,656	\$ 64,454
Accrued Wages and Benefits Payable		20,515	-	-	60,975	
Deferred Revenue			223,000	1,115,446		
Total Current Liabilities	<u>-</u>	<u>63,846</u>	<u>227,924</u>	<u>1,187,369</u>	<u>165,631</u>	<u>64,454</u>
Total Liabilities	<u>\$ -</u>	<u>\$ 63,846</u>	<u>\$ 227,924</u>	<u>\$ 1,187,369</u>	<u>\$ 165,631</u>	<u>\$ 64,454</u>
<b>NET POSITION</b>						
Unrestricted	\$ 30,542,876	\$ 794,670	\$ 850,367	\$ 11,093,186	\$ 784,909	\$ 3,403,944
Total Net Position	<u>\$ 30,542,876</u>	<u>\$ 794,670</u>	<u>\$ 850,367</u>	<u>\$ 11,093,186</u>	<u>\$ 784,909</u>	<u>\$ 3,403,944</u>

**City of Casper, Wyoming**  
**Trust & Agency Funds Revenue and Expenditure Comparison**  
For Fiscal Year 2023 as of October 31, 2022  
**33.33 % OF THE FISCAL YEAR HAS ELAPSED**

**Trust & Agency Funds YTD Revenue and Expenditure Comparison**



**Trust & Agency Funds MTD Revenue and Expenditure Comparison**





# City of Casper, Wyoming

## Perpetual Care Fund Statement of Revenues and Expenditures

For Fiscal Year 2023 as of October 31, 2022  
33.33 % OF THE FISCAL YEAR HAS ELAPSED

	Revised Budget	Current Year To Date	Current Year % of Budget
<b>Revenues:</b>			
Misc Revenue	\$ 315,922	\$ 103,306	32.70%
Other Sources	24,747	8,249	33.33%
<b>Total Revenues</b>	<b>\$ 340,669</b>	<b>\$ 111,555</b>	<b>32.75%</b>
<b>Expenditures:</b>			
Contractual Services	\$ 22,014	\$ 6,325	28.73%
Transfers Out	308,722	92,907	30.09%
<b>Total Expenditures</b>	<b>\$ 330,736</b>	<b>\$ 99,233</b>	<b>30.00%</b>
<b>Net Revenue (Shortfall)</b>	<b>\$ 9,933</b>	<b>\$ 12,322</b>	<b>2.74%</b>

## Perpetual Care Fund Summary of Cash and Investments

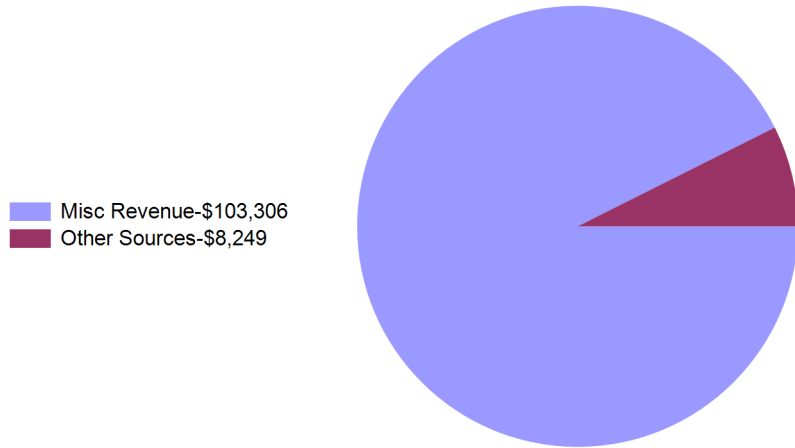
Cash	\$ 670,360
Investments	28,973,781
	<u>\$ 29,644,141</u>

# City of Casper, Wyoming

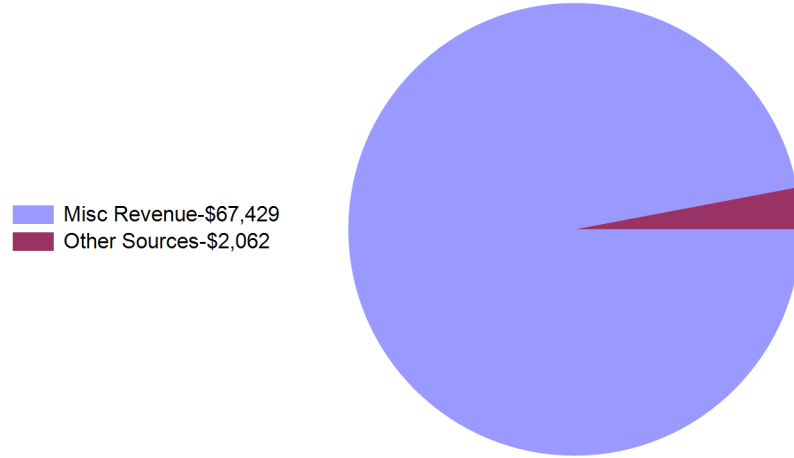
## Perpetual Care Fund Summary of Revenues and Expenditures

For Fiscal Year 2023 as of October 31, 2022  
33.33 % OF THE FISCAL YEAR HAS ELAPSED

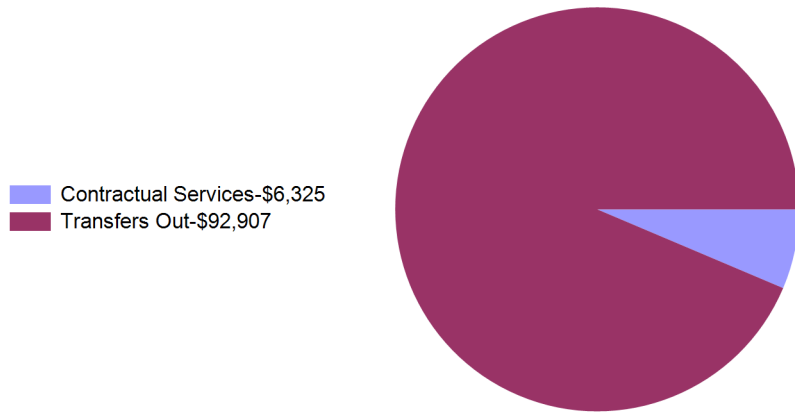
Year To Date Revenues  
\$111,555



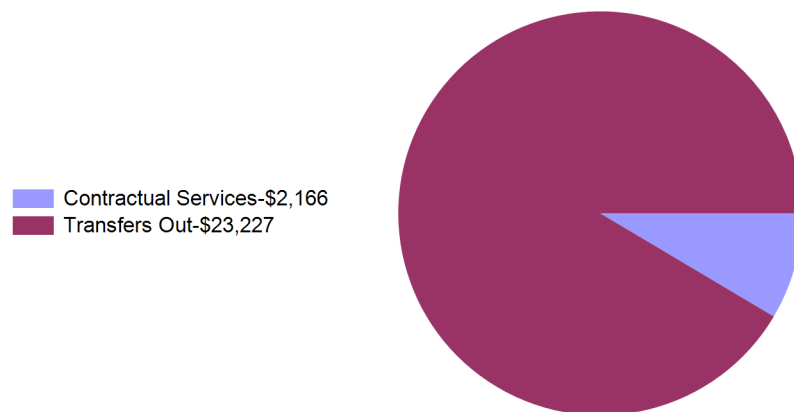
Month To Date Revenues  
\$69,491



Year To Date Expenditures  
\$99,233



Month To Date Expenditures  
\$25,393



**City of Casper, Wyoming**  
**Metro Fund Statement of Revenues and Expenditures**

For Fiscal Year 2023 as of October 31, 2022  
33.33 % OF THE FISCAL YEAR HAS ELAPSED

	Revised Budget	Current Year To Date	Current Year % of Budget
<b>Revenues:</b>			
Licences and Permits	\$ 5,000	\$ 815	16.30%
Intergovernmental	224,012	76,678	34.23%
Goods and Svcs Rev	31,000	11,532	37.20%
Misc Revenue	26,510	4,005	15.11%
Other Sources	1,189,781	170,247	14.31%
<b>Total Revenues</b>	<b>\$ 1,476,303</b>	<b>\$ 263,277</b>	<b>17.83%</b>

	Revised Budget	Current Year To Date	Current Year % of Budget
<b>Expenditures:</b>			
Personnel Services	\$ 959,535	\$ 237,431	24.74%
Materials & Supplies	171,278	35,615	20.79%
Contractual Services	111,157	47,714	42.92%
Capital Outlay	216,267	-	0.00%
Transfers Out	117,157	51,963	44.35%
Other Costs	56,061	12,073	21.54%
Utility Expense	16,500	4,537	27.50%
<b>Total Expenditures</b>	<b>\$ 1,647,955</b>	<b>\$ 389,334</b>	<b>23.63%</b>
<b>Net Revenue (Shortfall)</b>	<b>\$ (171,652)</b>	<b>\$ (126,057)</b>	<b>-5.79%</b>

**Metro Fund Summary of Cash and Investments**

Cash	\$ 251,610
Investments	541,037
	<u>\$ 792,647</u>

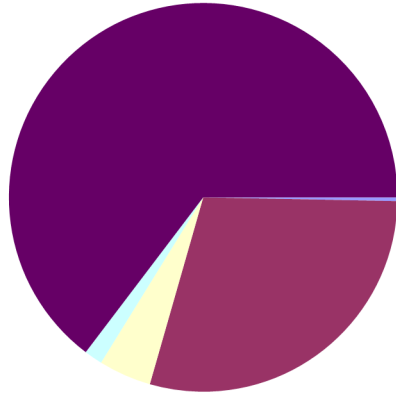
# City of Casper, Wyoming

## Metro Fund Summary of Revenues and Expenditures

For Fiscal Year 2023 as of October 31, 2022  
33.33 % OF THE FISCAL YEAR HAS ELAPSED

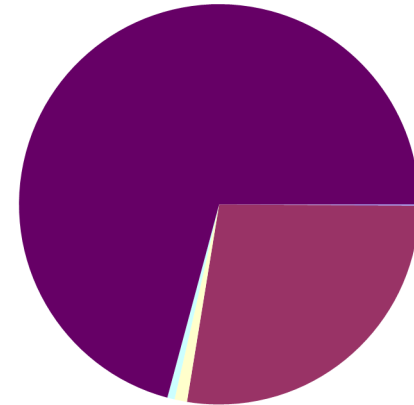
Year To Date Revenues  
\$263,277

Licences and Permits-\$815  
Intergovernmental-\$76,678  
Goods and Svcs Rev-\$11,532  
Misc Revenue-\$4,005  
Other Sources-\$170,247



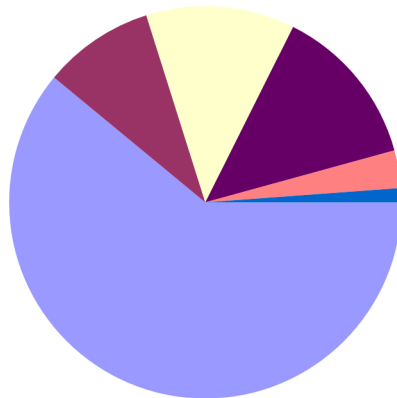
Month To Date Revenues  
\$240,365

Licences and Permits-\$265  
Intergovernmental-\$66,007  
Goods and Svcs Rev-\$2,424  
Misc Revenue-\$1,422  
Other Sources-\$170,247



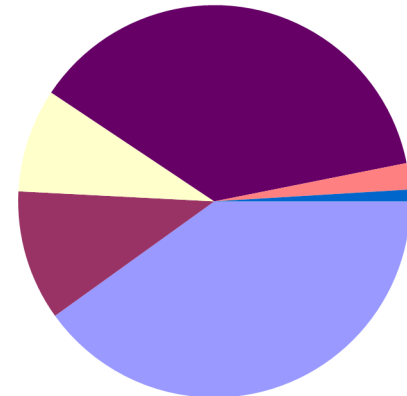
Year To Date Expenditures  
\$389,334

Personnel Services-\$237,431  
Materials & Supplies-\$35,615  
Contractual Services-\$47,714  
Capital Outlay-\$0  
Transfers Out-\$51,963  
Other Costs-\$12,073  
Utility Expense-\$4,537



Month To Date Expenditures  
\$138,537

Personnel Services-\$55,531  
Materials & Supplies-\$14,867  
Contractual Services-\$11,839  
Capital Outlay-\$0  
Transfers Out-\$51,963  
Other Costs-\$3,005  
Utility Expense-\$1,332



**City of Casper, Wyoming**  
**River Fund Statement of Revenues and Expenditures**  
For Fiscal Year 2023 as of October 31, 2022  
33.33 % OF THE FISCAL YEAR HAS ELAPSED

	Revised Budget	Current Year To Date	Current Year % of Budget
<b>Revenues:</b>			
Intergovernmental	\$ 4,669,291	\$ -	0.00%
Misc Revenue	1,265,000	12,472	0.99%
Other Sources	1,379,762	448,254	32.49%
<b>Total Revenues</b>	<b>\$ 7,314,053</b>	<b>\$ 460,726</b>	<b>6.30%</b>
	Revised Budget	Current Year To Date	Current Year % of Budget
<b>Expenditures:</b>			
Personnel Services	\$ 10,000	\$ 2,167	21.67%
Materials & Supplies	14,660	2,186	14.91%
Contractual Services	8,000	17	0.21%
Capital Outlay	7,245,040	4,570	0.06%
Other Costs	850	-	0.00%
<b>Total Expenditures</b>	<b>\$ 7,278,550</b>	<b>\$ 8,940</b>	<b>0.12%</b>
<b>Net Revenue (Shortfall)</b>	<b>\$ 35,503</b>	<b>\$ 451,786</b>	<b>6.18%</b>

**River Fund Summary of Cash and Investments**

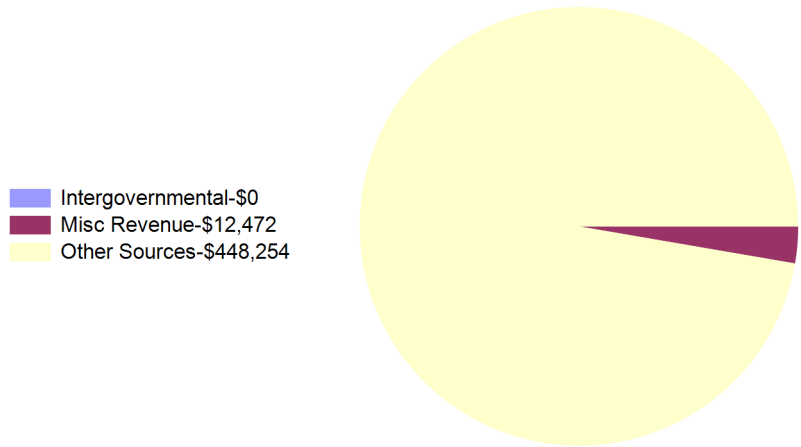
Cash	\$ 978,166
Investments	100,124
	<u>\$ 1,078,291</u>

# City of Casper, Wyoming

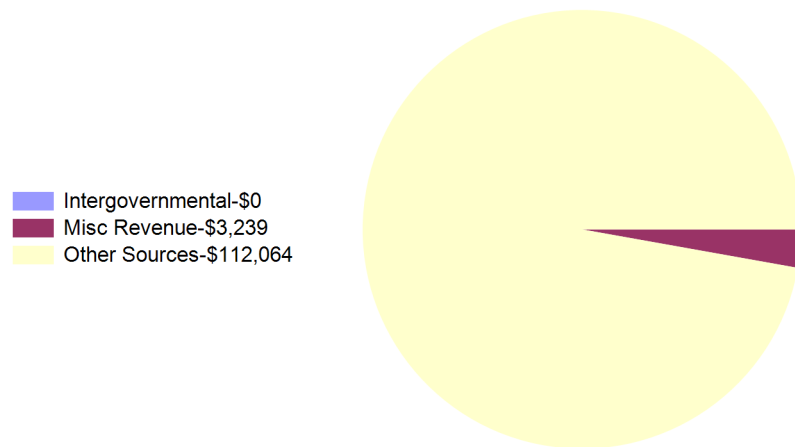
## River Fund Summary of Revenues and Expenditures

For Fiscal Year 2023 as of October 31, 2022  
33.33 % OF THE FISCAL YEAR HAS ELAPSED

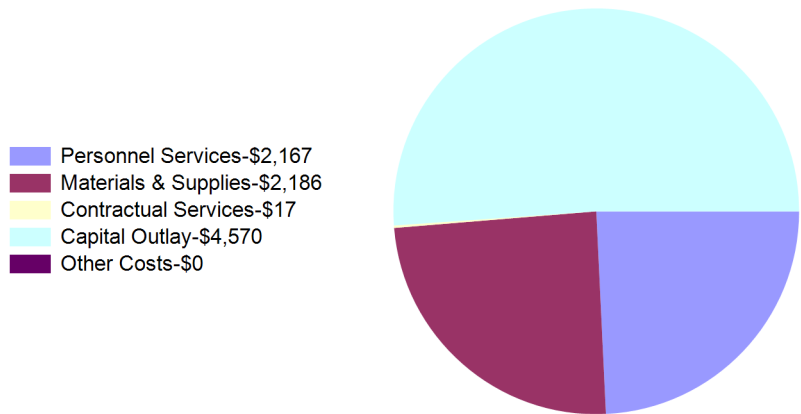
Year To Date Revenues  
\$460,726



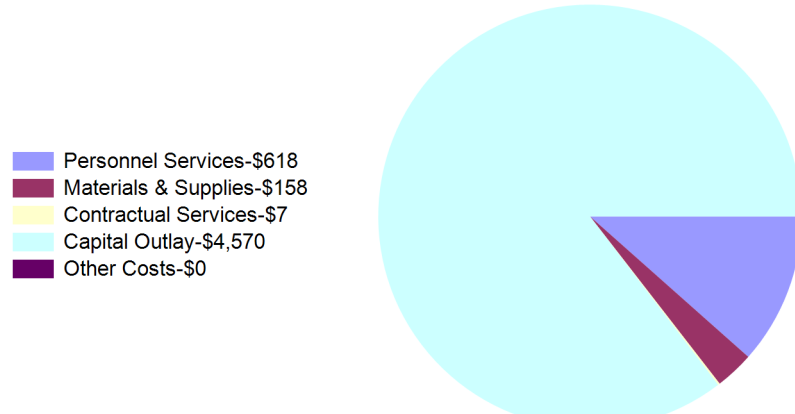
Month To Date Revenues  
\$115,303



Year To Date Expenditures  
\$8,940



Month To Date Expenditures  
\$5,354



**City of Casper, Wyoming**  
**CARES Act Funding Statement of Revenues and Expenditures**  
For Fiscal Year 2023 as of October 31, 2022  
33.33 % OF THE FISCAL YEAR HAS ELAPSED

	Revised Budget	Current Year To Date	Current Year % of Budget
<b>Revenues:</b>			
Misc Revenue	\$ -	\$ -	
<b>Total Revenues</b>	<b>\$ -</b>	<b>\$ -</b>	
	Revised Budget	Current Year To Date	Current Year % of Budget
<b>Expenditures:</b>			
Materials & Supplies	\$ 3,250	\$ 750	23.08%
Contractual Services	71,000	71,000	100.00%
<b>Total Expenditures</b>	<b>\$ 74,250</b>	<b>\$ 71,750</b>	<b>96.63%</b>
<b>Net Revenue (Shortfall)</b>	<b>\$ (74,250)</b>	<b>\$ (71,750)</b>	<b>#Error</b>

**CARES Act Funding Summary of Cash and Investments**

Cash	\$ 37,848
Investments	12,242,707
	<u><b>\$ 12,280,556</b></u>


**City of Casper, Wyoming**  
**CARES Act Funding Summary of Revenues and Expenditures**  
For Fiscal Year 2023 as of October 31, 2022  
33.33 % OF THE FISCAL YEAR HAS ELAPSED

Year To Date Revenues  
\$0

Misc Revenue-\$0

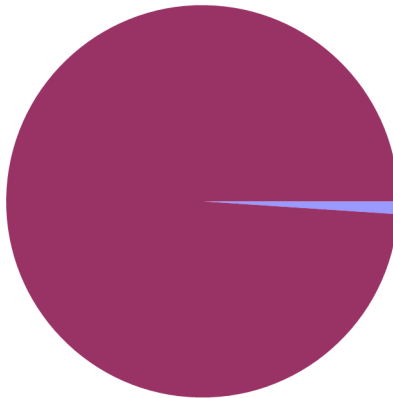
Month To Date Revenues  
(\$14,195)

Misc Revenue-(\$14,195)



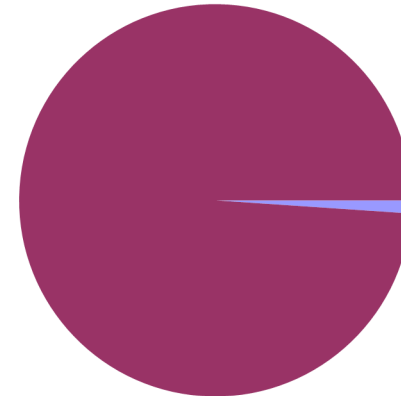
Year To Date Expenditures  
\$71,750

Materials & Supplies-\$750  
Contractual Services-\$71,000



Month To Date Expenditures  
\$69,980

Materials & Supplies-\$750  
Contractual Services-\$69,230





**City of Casper, Wyoming**  
**PSCC Fund Statement of Revenues and Expenditures**  
For Fiscal Year 2023 as of October 31, 2022  
33.33 % OF THE FISCAL YEAR HAS ELAPSED

	Revised Budget	Current Year To Date	Current Year % of Budget
<b>Revenues:</b>			
Intergovernmental	\$ 602,030	\$ 241,532	40.12%
Goods and Svcs Rev	178,332	77,269	43.33%
Misc Revenue	750,000	202,965	27.06%
Other Sources	1,403,069	581,767	41.46%
<b>Total Revenues</b>	<b>\$ 2,933,431</b>	<b>\$ 1,103,533</b>	<b>37.62%</b>

	Revised Budget	Current Year To Date	Current Year % of Budget
<b>Expenditures:</b>			
Personnel Services	\$ 1,837,358	\$ 580,799	31.61%
Materials & Supplies	43,058	3,877	9.01%
Contractual Services	638,191	345,036	54.06%
Capital Outlay	344,503	3,992	1.16%
Other Costs	85,481	32,525	38.05%
Utility Expense	150,000	41,640	27.76%
<b>Total Expenditures</b>	<b>\$ 3,098,591</b>	<b>\$ 1,007,869</b>	<b>32.53%</b>
<b>Net Revenue (Shortfall)</b>	<b>\$ (165,160)</b>	<b>\$ 95,664</b>	<b>5.09%</b>

**PSCC Fund Summary of Cash and Investments**

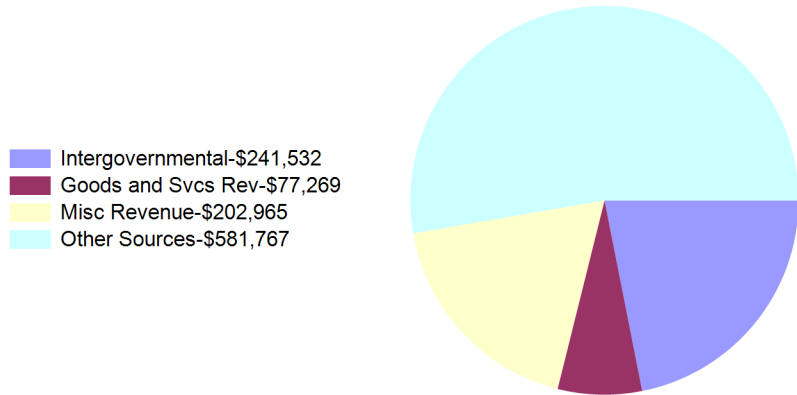
Cash	\$ 596,580
Investments	-
	<u><b>\$ 596,580</b></u>

# City of Casper, Wyoming

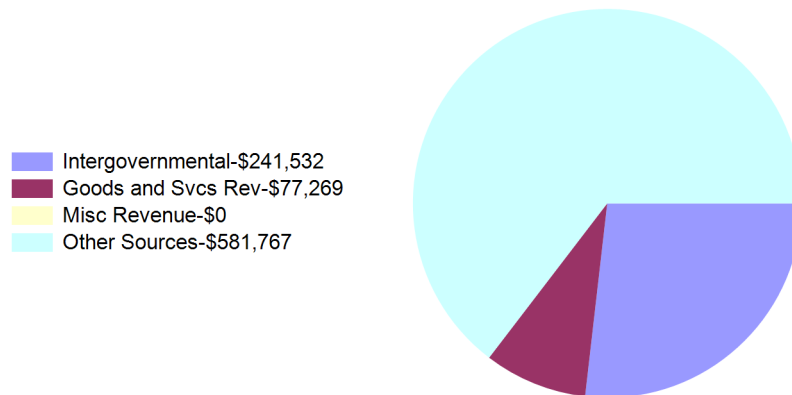
## PSCC Fund Summary of Revenues and Expenditures

For Fiscal Year 2023 as of October 31, 2022  
33.33 % OF THE FISCAL YEAR HAS ELAPSED

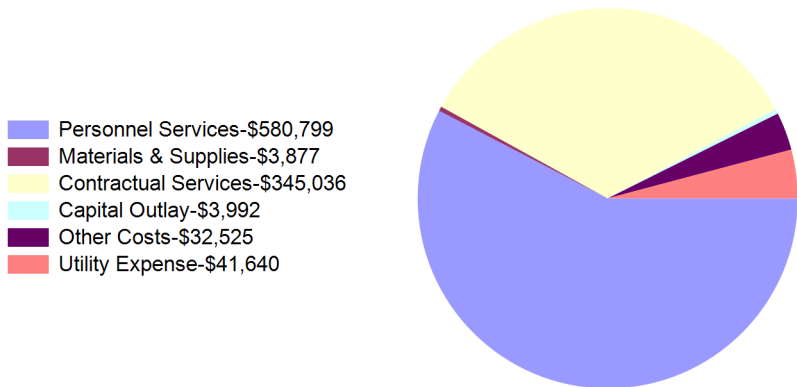
Year To Date Revenues  
\$1,103,533



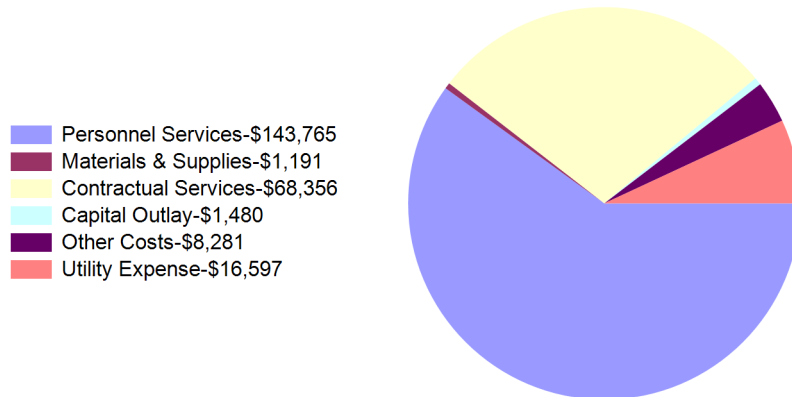
Month To Date Revenues  
\$900,568



Year To Date Expenditures  
\$1,007,869



Month To Date Expenditures  
\$239,670



**City of Casper, Wyoming**  
**Health Insurance Fund Statement of Revenues and Expenditures**  
For Fiscal Year 2023 as of October 31, 2022  
33.33 % OF THE FISCAL YEAR HAS ELAPSED

	Revised Budget	Current Year To Date	Current Year % of Budget
<b>Revenues:</b>			
Misc Revenue	\$ 25,576	\$ 11,877	46.44%
<b>Total Revenues</b>	<b>\$ 25,576</b>	<b>\$ 11,877</b>	<b>46.44%</b>

	Revised Budget	Current Year To Date	Current Year % of Budget
<b>Expenditures:</b>			
Personnel Services	\$ 33,500	\$ -	0.00%
Materials & Supplies	6,700	465	6.94%
Contractual Services	361,824	77,118	21.31%
Other Costs	15,300	36	0.24%
<b>Total Expenditures</b>	<b>\$ 417,324</b>	<b>\$ 77,620</b>	<b>18.60%</b>
<b>Net Revenue (Shortfall)</b>	<b>\$ (391,748)</b>	<b>\$ (65,743)</b>	<b>27.84%</b>

**Health Insurance Fund Summary of Cash and Investments**

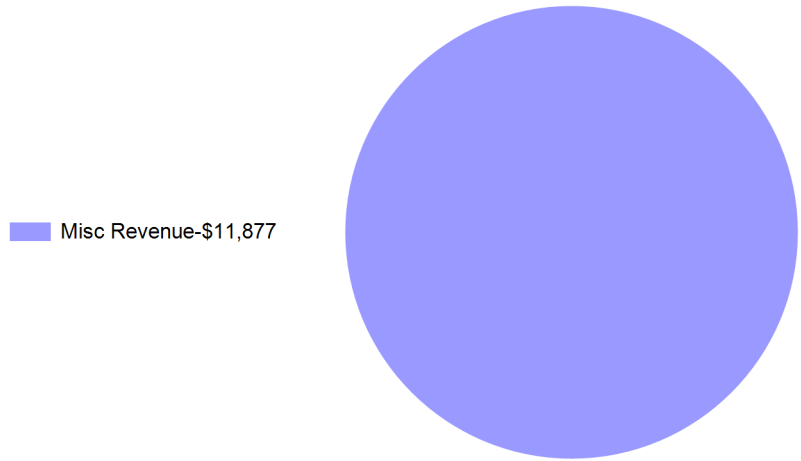
Cash	\$ 123,406
Investments	3,344,992
	<u><b>\$ 3,468,398</b></u>

# City of Casper, Wyoming

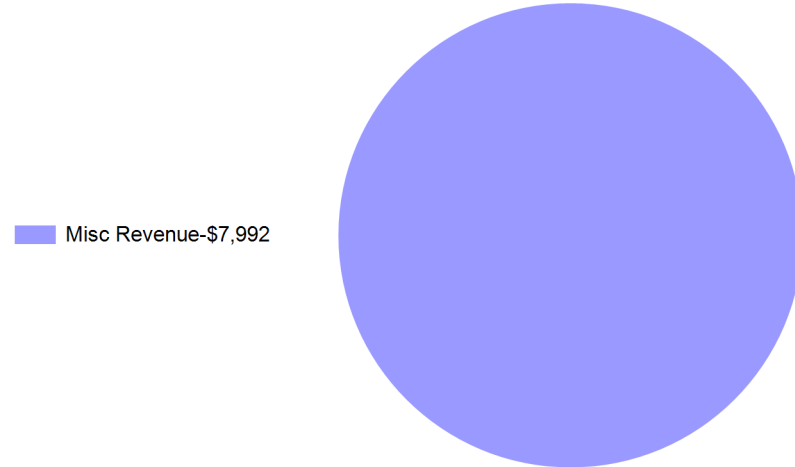
## Health Insurance Fund Summary of Revenues and Expenditures

For Fiscal Year 2023 as of October 31, 2022  
33.33 % OF THE FISCAL YEAR HAS ELAPSED

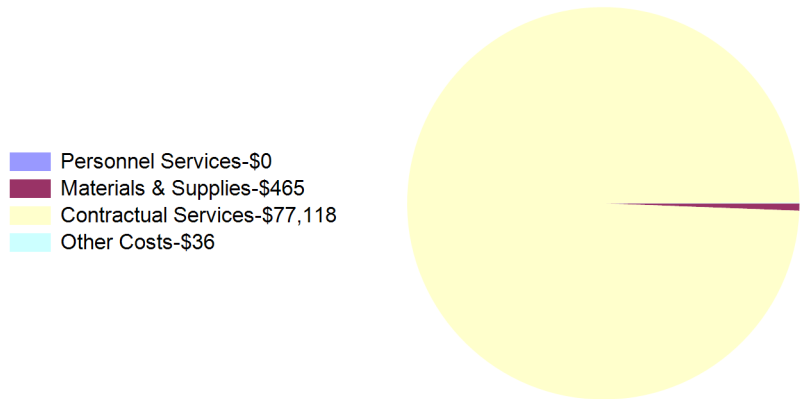
Year To Date Revenues  
\$11,877



Month To Date Revenues  
\$7,992



Year To Date Expenditures  
\$77,620



Month To Date Expenditures  
\$29,596

